



🏠 **Location:** Executive Boardroom

📅 **Date:** Wednesday, December 14, 2022

🕒 **Time:** 9:00 am

- LaToya Cantrell, President • Tamika Duplessis, President Pro Tem • Freddie King, Councilmember
- Joseph Peychaud • Robin Barnes • Carol Markowitz
- Alejandra Guzman • Lynes Sloss
- Maurice Sholas • Janet Howard • Nichelle Taylor

# Board of Directors Meeting Agenda

## **I. Roll call**

## **II. Approval of Minutes dated October 26, 2022**

## **III. Approval of Special Minutes dated November 16, 2022**

## **IV. Executive Director's Report**

## **V. Presentation Item**

- a) Smart Meter Updates – Rene Gonzalez and Rebecca Johnsey

## **VI. Committee Reports**

- a) Finance Committee – Director Howard
- b) Special Finance Committee – Director Sloss

## **VII. Discussion Item**

- a) Flexible Holiday Rule – Admiral Dave Callahan, CAO

## **VIII. Action Items**

- a) Resolution (R-184-2022) 2023 SWBNO Board/Committee and Holiday Schedule
- b) Resolution (R-185-2022) Authorizing Application to the LA Dept of EQ Draft Resolution
- c) Resolution (R-186-2022) 2023 Budget Blanket Spending Resolution
- d) Resolution (R-182-2022) 2023 Operating Budget Resolution
- e) Resolution (R-183-2022) 2023 Capital Budget Resolution

## **IX. Corresponding Resolutions**

### **General Superintendent Recommendations**

### **Contract Awards/Renewals**

- a) Resolution (R-149-2022) Award of Approved List of Firms to Provide Professional Design and Related Services



🏠 **Location:** Executive Boardroom

📅 **Date:** Wednesday, December 14, 2022

🕒 **Time:** 9:00 am

- LaToya Cantrell, President • Tamika Duplessis, President Pro Tem • Freddie King, Councilmember
- Joseph Peychaud • Robin Barnes • Carol Markowitz
- Alejandra Guzman • Lynes Sloss
- Maurice Sholas • Janet Howard • Nichelle Taylor

- b) Resolution (R-157-2022) Award of Contract 30223 – Carrollton Basin Sewer Rehabilitation No. 4 between the Sewerage and Water Board of New Orleans and Hard Rock Construction, LLC

### **Contract Change Orders**

- c) Resolution (R-141-2022) Ratification of Change Order No. 7 for Contract 3799 – Installation of Sludge Dryer at the East Bank Wastewater Treatment Plant Between the Sewerage and Water Board of New Orleans and Industrial and Mechanical Contractors, Inc.
- d) Resolution (R-142-2022) Ratification of Change Order No. 2 for Contract 30108 – Procurement of Sludge Dryer at the East Bank Wastewater Treatment Plant Between the Sewerage and Water Board of New Orleans and Komline-Sanderson.
- e) Resolution (R-145-2022) Ratification of Change Order No. 1 for Contract 2150 – 43” Water Main Replacement on Leonidas St (S. Claiborne Ave – Fig St) and Fig St (Leonidas St – College Ct) – TM006 Between the Sewerage and Water Board of New Orleans and Wallace. C. Drennan, Inc.
- f) Resolution (R-150-2022) Ratification of Change Order No. 8 for Contract 1370A – 60Hz Transformers and Switchgear Between the Sewerage and Water Board of New Orleans and Walter J. Barnes Electric Co., Inc.
- g) Resolution (R-159-2022) Ratification of Change Order No. 1 for Contract 2156 – Transmission Main Replacement – Grape St/Eden St/South Dupre St – TM005 Between the Sewerage and Water Board of New Orleans and BLD Services, LLC
- h) Resolution (R-163-2022) Ratification of Change Order No. 11 for Contract 1377 – Water Hammer Hazard Mitigation Program- Claiborne Ave Pumping Station and Off-Site improvements Between the Sewerage and Water Board of New Orleans and M.R. Pittman group, LLC

### **Contract Amendments**

- i) Resolution (R-143-2022) Authorization of Amendment No. 6 to the Agreement Between the Sewerage and Water Board of New Orleans and Black and Veatch Corporation for Design and Engineering Services for the East Bank Wastewater Treatment Plant Sludge Dryer Project
- j) Resolution (R-144-2022) Authorization of Amendment No. 10 to the Agreement Between the Sewerage and Water Board of New Orleans and Arcadis U.S., Inc. for Design and Engineering Services for the Waterline Replacement Program
- k) Resolution (R-146-2022) Authorization of Amendment No. 12 to the Agreement Between the Sewerage and Water Board of New Orleans and MWH Americas, Inc. (predecessor in interest to Stantec Consulting Services, Inc.) for Design and Engineering Services for the Waterline Replacement Program



🏠 **Location:** Executive Boardroom

📅 **Date:** Wednesday, December 14, 2022

🕒 **Time:** 9:00 am

- LaToya Cantrell, President • Tamika Duplessis, President Pro Tem • Freddie King, Councilmember
- Joseph Peychaud • Robin Barnes • Carol Markowitz
- Alejandra Guzman • Lynes Sloss
- Maurice Sholas • Janet Howard • Nichelle Taylor

- l) Resolution (R-147-2022) Authorization of Amendment No. 2 to the Professional Services Agreement Between the Sewerage and Water Board of New Orleans and Pure Technologies U.S., Inc DBA Wachs Water Services for On-Call Water Valve Operations Service
- m) Resolution (R-151-2022) Authorization of Amendment No. 10 to the Professional Services Agreement Between the Sewerage and Water Board of New Orleans and Lindfield Hunter and Junius, Inc
- n) Resolution (R-158-2022) Authorization of Amendment No. 8 to the Professional Services Agreement Between the Sewerage and Water Board of New Orleans and G.E.C., Inc. for Design and Engineering Services for the Water Line Replacement Program
- o) Resolution (R-162-2022) Authorization of Amendment No. 4 to the Professional Services Agreement Between the Sewerage and Water Board of New Orleans and Neel-Schaffer, Inc for Design and Engineering Services for Repairs to River Intake Fender Systems
- p) Resolution (R-164-2022) Authorization of Amendment No. 2 to the Professional Services Agreement Between the Sewerage and Water Board of New Orleans and Backflow Preventions Services, Inc
- q) Resolution (R-165-2022) Authorization of Amendment No. 13 to the Professional Services Agreement Between the Sewerage and Water Board of New Orleans and CH2M Hill Engineers, Inc. for Program Management, Design and Engineering Services for the Retrofit Power Plant Hazard Mitigation Grant Project

#### **Final Acceptance**

- r) Resolution (R-148-2022) Reconciliation and Final Acceptance of Contract 30109 – Sewer Pumping Station “A” Structural Rehabilitation Between the Sewerage and Water Board of New Orleans and Cycle Construction Co., Inc.
- s) Resolution (R-161-2022) Reconciliation and Final Acceptance of Contract 1403 – Demolition of abandoned C-7 and C-8 Basins and Other Site Improvements Site Between the Sewerage and Water Board of New Orleans and Cycle Construction Co., LLC.

#### **X. Information Items**

- a) CFO – October 2022 Report
- b) GSO – October 2022 Report
- c) Legal – October/November 2022 Report
- d) Safety – October 2022 Report
- e) HR – October/November 2022 Report
- f) FEMA – October/November 2022 Report



**Location:** Executive Boardroom



**Date:** Wednesday, December 14, 2022



**Time:** 9:00 am

- LaToya Cantrell, President • Tamika Duplessis, President Pro Tem • Freddie King, Councilmember
- Joseph Peychaud • Robin Barnes • Carol Markowitz
- Alejandra Guzman • Lynes Sloss
- Maurice Sholas • Janet Howard • Nichelle Taylor

g) Procurement – Executive Director’s Approval of Contracts of \$1,000,000.00 or less

h) EDBP – October/November 2022 Report

#### **XI. Executive Session**

- a) Pursuant to La. R.S.42:17(A)(2), the Board of Directors of the Sewerage and Water Board of New Orleans will meet in Executive Session to discuss the following: Troy Rodriguez v. Armand Lagarde & SWB; Civil Court; Case Number: 2019-4768.

#### **XII. Public Comment**

#### **XIII. Adjournment**



# BOARD OF DIRECTORS' MEETING

October 26, 2022

MEETING MINUTES

## SEWERAGE AND WATER BOARD OF NEW ORLEANS

---

### ROLL CALL

---

The Board of Directors for the Sewerage and Water Board of New Orleans (SWBNO) met on Wednesday, October 26, 2022, at 9:08 AM in the Executive Boardroom. Special Counsel Ms. Yolanda Grinstead called the roll and confirmed the following members were present: Hon. Mayor LaToya Cantrell, Director Carol Markowitz, Director Lynes Sloss, Director Robin Barnes, Director Nichelle Taylor, Director Janet Howard, and Councilmember Freddie King.

The following member(s) were absent: Director Dr. Tamika Duplessis, Director Joseph Psychaud, Director Alejandra Guzman, Director Dr. Maurice Sholas

Staff present were Mr. Ghassan Korban, Executive Director; Mr. Ron Spooner, Interim General Superintendent; Ms. Christy Harowski, Chief of Staff; Ms. Yolanda Grinstead, Special Counsel; Mr. Darryl Harrison, Deputy Special Counsel; Mr. Dexter Joseph, Budget Department; Mr. Rene Gonzalez, Chief Customer Service Officer; Ms. Cash Moses, Purchasing; Ms. Irma Plummer, EDBP; Mr. Jason Higginbotham, Emergency Management; Ms. Tanyell Allen, Board Relations.

---

### APPROVAL OF PREVIOUS MINUTES

---

Prior to beginning the meeting, Tyler Antrup, Director of Strategic Planning, presented the Rate Adjustment & Affordability Overview. This overview focused on the kickoff of the formal “ratemaking” process, which will propose a specific plan with rates in January. Mr. Antrup and team have run several scenarios based on need and cost of service. The proposed increase will be based on those elements PLUS public input and feedback. The utility will continue to diligently seek resources such as (WIFIA, IJJA, HUD); but they are smaller, single-project revenue pots that do not provide stable, long-term financing. The study is now complete and has provided the baseline cost of service for our customers, analysis of operating and capital needs for water/sewer systems, affordability considerations, and rate adjustment scenarios. Mr. Antrup stated the goal is a balanced, well-supported plan focusing on stability and resiliency.

Mayor Cantrell presented a motion to accept the minutes of the September 21, 2022, Board Meetings. Director Janet Howard moved for approval of the minutes. Director Lynes Sloss seconded. The motion carried.

## **REPORT OF THE EXECUTIVE DIRECTOR**

---

Executive Director Ghassan Korban presented a slide overview that focused on the following topics:

### **WEFTEC 2022 October 8 – October 12**

- 5 Speaking Engagements
- 4 Water Leader Gatherings
- 3 Facility Tours
- 2 Service Projects
- 1 Live Podcast Interview
- Countless Connections

Celebrated 50-year anniversary of the Clean Water Act – and embraced challenge of providing a future of accessible water for all. SAVE THE DATE: Oct. 2024!

### **Smart Metering and Meter Reading Update Smart Metering Update:**

- SWBNO project team participated in a technology seminar for Sensus, our future meters
- Work progresses toward Phase 1 deployment next spring

### **Meter Reading Alternative Strategy:**

- Re-allocate resources to significantly increase actual reads for half of all cycles monthly
- This will improve read and bill accuracy, as well as reduce recurring estimates
- Interim adjustment until Smart Meters installed

### **In partnership with the City's Amnesty Program, SWBNO Late Fee Forgiveness Program.**

- When: October 3 – December 30, 2022
- Who: Residential customers with delinquent accounts
- Get in touch: East Bank Location: 625 Saint Joseph Street, New Orleans, LA 70165  
and West Bank Location: 421 Behrman Place, Suite M-2, New Orleans, LA 70131
- Pay 25% of delinquent balance on your account
- Enroll in a no-interest payment plan for the rest and late fees will be forgiven back to January 2021

### **Power and Pumping Status**

- 95/99 pumps available
- T4, T5 and T6 all available
- Final rehabbed water pump at Claiborne Station being commissioned this week

### **Work on West Power Complex:**

- SWBNO/ENO pre-construction meeting early next month
- Substation groundbreaking in November

### **Financial Update** 2023 Budget Development

- Departmental budget hearings complete
- Focus on being strategic, proactive, efficient and accountable
- Presentation to Finance Committee next month

### **Rate Adjustment & Affordability**

- Completed rate study, working with partners Black & Veatch
- Seeking Board approval to launch rate adjustment process

---

## **COMMITTEE REPORTS**

---

### Pension Committee Report

Director Joseph Peychaud reported on the summary and actions taken by the Pension Committee. The Pension Committee Report for the month of October was presented and recommended for approval.

Mayor Cantrell asked for a motion to adopt the Pension reports as amended. Director Robin Barnes move to adopt Pension minutes as proposed. Director Nichelle Taylor seconded. The motion carried.

### Operations Committee Report

Director Janet Howard reported on the summary and actions taken by the Operations Committee. The Operations Committee Report for the month of October was presented and recommended for approval.

Mayor Cantrell asked for a motion to adopt the Operations reports as amended. Councilmember Freddie King move to adopt Operations minutes as proposed. Director Robin Barnes seconded. The motion carried.

### Action Items

- Resolution (R-155-2022) Authorization to Seek Customer Input Through Community Hearings on Rates, Financial Needs, and Customer Assistance Program
  - **Mayor Cantrell asked for a motion to approve R-155-2022 as amended. Director Lynes Sloss moved to accept R-155-2022 as proposed. Director Janet Howard seconded. The motion carried.**

- Resolution (R-138-2022) Award of Contract ITB-2022-SWB-33 – Bill Print and Mail Outsourcing Contract With Envelopes and Forms, Inc. dba SureBill
  - o **Mayor Cantrell asked for a motion to approve R-138-2022 as amended. Director Nichelle Taylor moved to accept R-138-2022 as proposed. Director Robin Barnes seconded. The motion carried.**
  
- Resolution (R-139-2022) Authorization for Renewal #1 of The Professional Services Agreement Between the Sewerage and Water Board of New Orleans and Avenu Insights and Analytics for Information Systems Management
  - o **Mayor Cantrell asked for a motion to approve R-139-2022 as amended. Director Lynes Sloss moved to accept R-139-2022 as proposed. Director Nichelle Taylor seconded. The motion carried.**
  
- Resolution (R-154-2022) Authorization for Amendment #3 to the Maintenance and Support Agreement between the Sewerage and Water Board of New Orleans and Cogsdale Corporation
  - o **Mayor Cantrell asked for a motion to approve R-154-2022 as amended. Councilmember Freddie King moved to accept R-154-2022 as proposed. Director Carol Markowitz seconded. The motion carried.**
  
- Resolution (R-156-2022) Authorization to Ratify the Sewerage and Water Board of New Orleans 2022 Holiday Schedule
  - o **Mayor Cantrell asked for a motion to approve R-156-2022 as amended. Director Robin Barnes moved to accept R-156-2022 as proposed. Director Carol Markowitz seconded. The motion carried.**

---

## CORRESPONDING RESOLUTIONS

---

**The following resolutions were discussed at the October 26, 2022, Board of Directors Meeting:**

### **CONTRACT AWARDS/RENEWALS**

- Resolution (R-104-2022) Second Renewal for Contract YG19-001 – Furnishing and Delivering Gasoline and Diesel Fuel Between the Sewerage and Water Board of New Orleans and Lard Oil.
- Resolution (R-110-2022) Ratification of Award of Contract 8168 – Repaving Open Cuts in Driveways and Sidewalks Resulting from the Repair to the Sewerage and Water of New Orleans Underground Utilities Between the Sewerage and Water Board of New Orleans and CMG Pipeline.

- Resolution (R-127-2022) Award of Contract 1418 – Carrollton Water Purification Plant Utility Rack Between the Sewerage and Water Board of New Orleans and M.R. Pitman Group, LLC.
- Resolution (R-128-2022) First Renewal of Contract 2159 – Water Main Point Repair, Water Service Connection, Water Valve and fire Hydrant Replacement at Various Sites Throughout Orleans Parrish Between the Sewerage and Water Board of New Orleans and Boh Bros Construction Co, LLC.
  - **Mayor Cantrell asked for a motion to approve Contract Award/Renewals as amended. Director Lynes Sloss moved to accept Contract Award/Renewals as proposed. Director Nichelle Taylor seconded. The motion carried.**

#### **CONTRACT CHANGE ORDERS**

- Resolution (R-122-2022) Ratification of Change Order No. 10 for Contract 1377 – Water Hammer Hazard Mitigation Program – Claiborne Ave Pumping Station and Off-Site Improvements Between the Sewerage and Water Board of New Orleans and Industrial and M.R. Pittman Group, LLC
  - **Mayor Cantrell asked for a motion to approve Contract Change Orders as amended. Director Janet Howard moved to accept Contract Change Orders as proposed. Director Carol Markowitz seconded. The motion carried.**

#### **CONTRACT AMENDMENTS**

- Resolution (R-121-2022) Authorization of Amendment No. 4 to the Agreement Between the Sewerage and Water Board of New Orleans and Volkert, Inc for Design and Engineering Services for the Demolition of the Two Abandoned Carrollton Water Plant Clarifiers
- Resolution (R-123-2022) Authorization of Amendment No. 8 to the Agreement Between the Sewerage and Water Board of New Orleans and Design Engineering, Inc. for Design and Engineering Services for the Waterline Replacement Program
- Resolution (R-124-2022) Authorization of Amendment No. 9 to the Agreement Between the Sewerage and Water Board of New Orleans and Digital Engineering & Imaging, Inc. for Design and Engineering Services for the Waterline Replacement Program
- Resolution (R-125-2022) Authorization of Amendment No. 8 to the Agreement Between the Sewerage and Water Board of New Orleans and Mott MacDonald, LLC (successor interest to Lambert Engineers, Inc) for Design and Engineering Services for the Waterline Replacement Program
- Resolution (R-126-2022) Authorization of Amendment No. 11 to the Agreement Between the Sewerage and Water Board of New Orleans and MWH Americas, Inc (predecessor in interest to Stantec Consulting Services, Inc) for Design and Engineering Services for the Waterline Replacement Program



- **Mayor Cantrell asked for a motion to approve Contract Amendments as amended. Director Nichelle Taylor moved to accept Contract Amendments as proposed. Director Lynes Sloss seconded. The motion carried.**

#### **FINAL ACCEPTANCE**

- Resolution (R-129-2022) Reconciliation and Final Acceptance of Contract 30214 – South Shore Basin Sewer Rehabilitation No. 2 Between the Sewerage and Water Board of New Orleans and Grady Crawford Construction Co., Inc.
- Resolution (R-130-2022) Reconciliation and Final Acceptance of Contract 30222 – South Shore Basin Sewer Rehabilitation No. 3 Between the Sewerage and Water Board of New Orleans and Grady Crawford Construction Co., Inc.
- Resolution (R-131-2022) Reconciliation and Final Acceptance of Contract 30223 – South Shore Basin Rehabilitation No. 4 Between the Sewerage and Water Board of New Orleans and BLD Services, LLC.
- Resolution (R-140-2022) Reconciliation and Final Acceptance of Contract 30224 – South Shore Basin Rehabilitation No. 5 Between the Sewerage and Water Board of New Orleans and BLD Services, LLC
  - **Mayor Cantrell asked for a motion to approve Final Acceptances as amended. Councilmember Freddie King moved to accept Final Acceptances as proposed. Director Janet Howard seconded. The motion carried.**

**Mayor Cantrell asked for a motion to approve Corresponding Resolutions in Globo. Director Nichelle Taylor moved to accept Corresponding resolutions as proposed. Director Tamika Duplessis seconded. The motion carried.**

**Mayor Cantrell presented a motion to enter executive session. Director Janet Howard moved. Director Robin Barnes seconded. The motion carried.**

**Mayor Cantrell presented a motion to exit executive session. Director Lynes Sloss moved. Director Carol Markowitz seconded. The motion carried.**

**Mayor Cantrell presented a motion to approve Special Counsel Recommendations in executive session. Director Nichelle Taylor moved. Director Janet Howard seconded. The motion carried.**

---

#### **INFORMATION ITEMS**

---

The following items were submitted for informational purposes only:

- Preliminary Financial Results
- Report of the General Superintendent
- Report Human Resources
- Safety Report
- Contracts Under \$1 Million or Less Report

FEMA Project Worksheet Status  
DBE Participation on Contracts Report

---

**ADJOURNMENT**

---

There being no further business to come before the Board, the meeting adjourned at approximately 10:39 AM.

# SPECIAL BOARD OF DIRECTORS' MEETING

November 16, 2022

MEETING MINUTES

**SEWERAGE AND WATER BOARD OF NEW ORLEANS**

---

## **ROLL CALL**

---

The Board of Directors for the Sewerage and Water Board of New Orleans (SWBNO) met on Wednesday November 16, 2022, at 9:30 AM in the Executive Boardroom. Special Counsel Ms. Yolanda Grinstead called the roll and confirmed the following members were present: Hon. Mayor LaToya Cantrell, Director Dr. Tamika Duplessis, Director Joseph Peychaud, Director Lynes Sloss, Director Robin Barnes, Director Dr. Maurice Sholas and Director Janet Howard

The following member(s) were absent: Director Alejandra Guzman, Director Nichelle Taylor, Councilmember Freddie King, Director Carol Markowitz

Staff present were Mr. Ghassan Korban, Executive Director; Mr. Ron Spooner, Interim General Superintendent; Ms. Christy Harowski, Chief of Staff; Ms. Yolanda Grinstead, Special Counsel; Mr. Darryl Harrison, Deputy Special Counsel; Mr. Dexter Joseph, Budget Department; Mr. Rene Gonzalez, Chief Customer Service Officer; Ms. Cash Moses, Purchasing; Ms. Irma Plummer, EDBP; Mr. Jason Higginbotham, Emergency Management; Ms. Tanyell Allen, Board Relations.

## **Action Item**

- Resolution (R-169-2022) Authorization of The Issuance of Drainage System Limited Tax Bonds, Series 2022
  - o **Mayor Cantrell asked for a motion to approve R-169-2022 as amended. Director Janet Howard moved to accept R-169-2022 as proposed. Director Lynes Sloss seconded. The motion carried.**

---

## **ADJOURNMENT**

---

There being no further business to come before the Board, the meeting adjourned at approximately 9:37 AM.

# Executive Director's Report

December 14, 2022



# December Updates

1. Power Complex Groundbreaking
2. Finance Updates
3. Successful Partnerships
4. Employee and Community Engagement
5. Smart Meter Launch







# Power Complex Groundbreaking

- Major milestone celebrated with representatives from all of our partners:
  - Board, Mayor's Office, City Council, Governor's Office, State and Federal delegations, Entergy
- Substation construction underway
- Quarterly progress reports in 2023



**THANK YOU for your support!**



# Finance Updates

- 2023 Budget: Board consideration today
- \$40 million dollar drainage bond closed last week
- Received \$7 million in reimbursements from FEMA this month
  - \$2 million COVID related
  - \$5 million from Hurricane Ida
- Monthly revenue continues to steadily rise as a result of collections efforts; average cash collections up to \$22.3M now (from \$19M in 2021)





# Successful Partnerships



## Citywide Amnesty Program

- Late Fee Forgiveness: customer engagement via 3,060 new payment arrangements and \$32,915 in fees forgiven

## One Stop Shop Coordination

- Starting in January, plumbing permit functions moved to City's One Stop Shop to improve customer experience and transparency

## Paving Repair Backlog

- SWBNO/DPW coordination to solicit additional contract to address pavement cut backlog; will cover 1200 repairs in 2023





# Employee and Community Engagement



Smart Metering Staff  
Kickoff Meetings



District B Infrastructure  
Resource Summit



New Orleans East  
Canal Tour

WPC Construction Neighborhood Meeting



**CONSTRUCTION  
COMING SOON**

**Ask questions.  
Get the latest.**

Join us for a neighborhood  
meeting about upcoming  
construction activities for the  
West Power Complex.

**ST. JOAN OF ARC SCHOOL**  
919 Cambronne St,  
New Orleans, LA 70118

**Wednesday, November 16<sup>th</sup>**  
**6:30-7:30pm**

*Hosted by the Sewerage and Water Board  
of New Orleans in partnership with*



(504)865-0115  
outreach@swbno.org





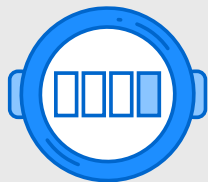


# Smart Meter Launch

- Contract finalized and executed
  - Overview and next steps – Board presentation today
- Alternative meter reading strategy underway as stop-gap
  - Averaged 96% actual reads in first six weeks of implementation
  - Will provide progress report in February



## Bills You Can Trust



Nearly eliminates  
estimated bills



Accurate, frequent  
readings



Automatic meter  
diagnostics



Coming up ...

# STATE OF THE UTILITY

**January 2023**



# Board Update

December 14<sup>th</sup> 2022

SWBNO  
SMART WATER METERING  
PROGRAM





# Agenda

- Project Status
- Staff and Public Awareness
- Smart Metering Solution
- Design Decisions
- Pricing
- Next Steps



# Project Status

- Per resolution R-091-2022, the project has been approved for \$67 million
- Contract term 3 years with five successive one year extensions

CONTRACT SIGNED





# Key Benefits



## Efficient Operations

- Reduced repeat, missed, and inaccurate meter reads
- Better insight into field conditions for maintenance tasks
- Real-time information at the fingertips of billing and customer service reps



## Better Customer Service

- Accurate, on-time, regular bills
- Consumer portal provides 24/7 consumption and billing data
- More power to the customer for bill and consumption management
- Fast high use notification and remediation advice



## Real Environmental Management

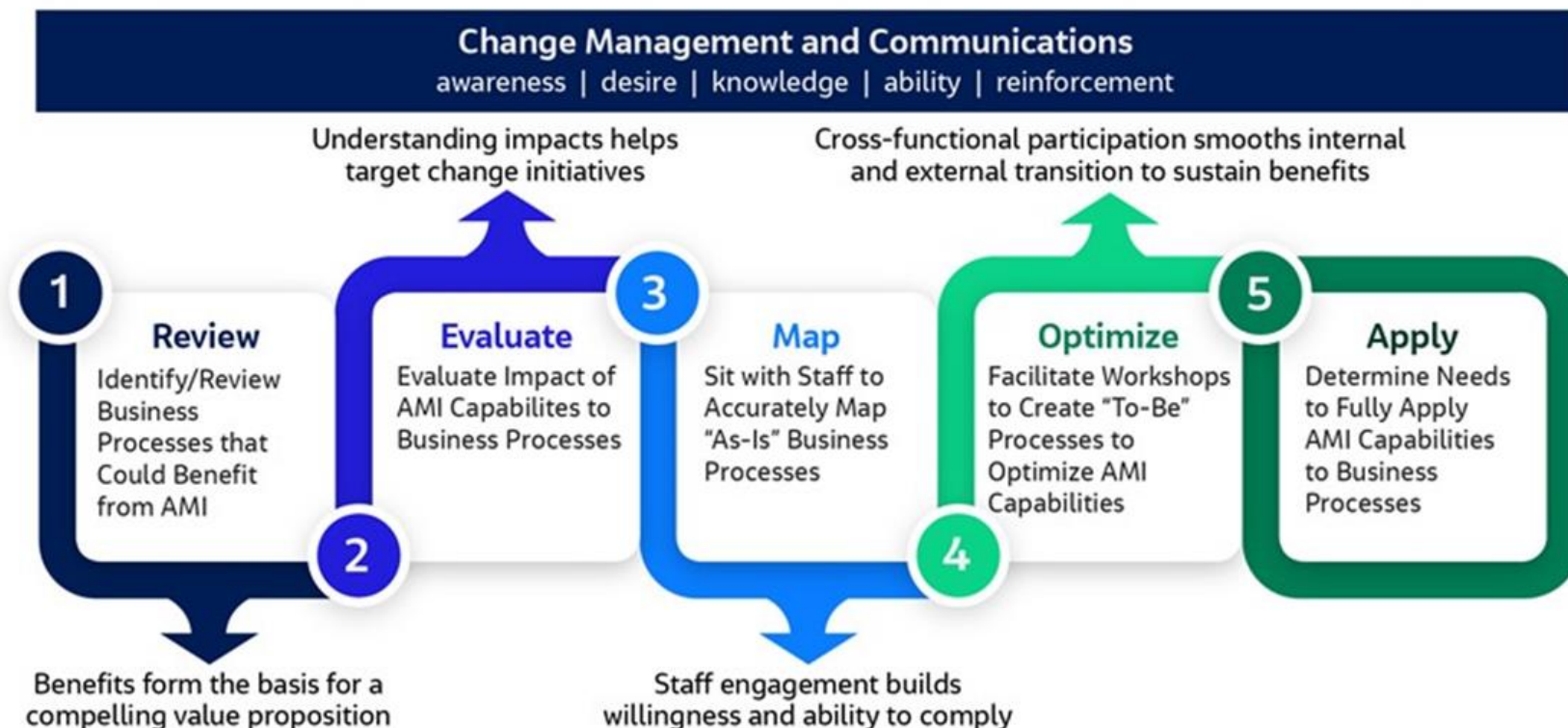
- Less trucks on the road ➔ Less pollution, less traffic, less wear and tear on Board trucks
- Reduced unintentional water loss at customer and system level



# Staff Awareness & Engagement

Successful Smart Metering deployment depends upon acknowledging SWBNO staff as key stakeholders

- Awareness campaign
- Scripts/tools
- Skills development
- Staffing plan
- Process re-engineering





# Awareness Campaign is Underway

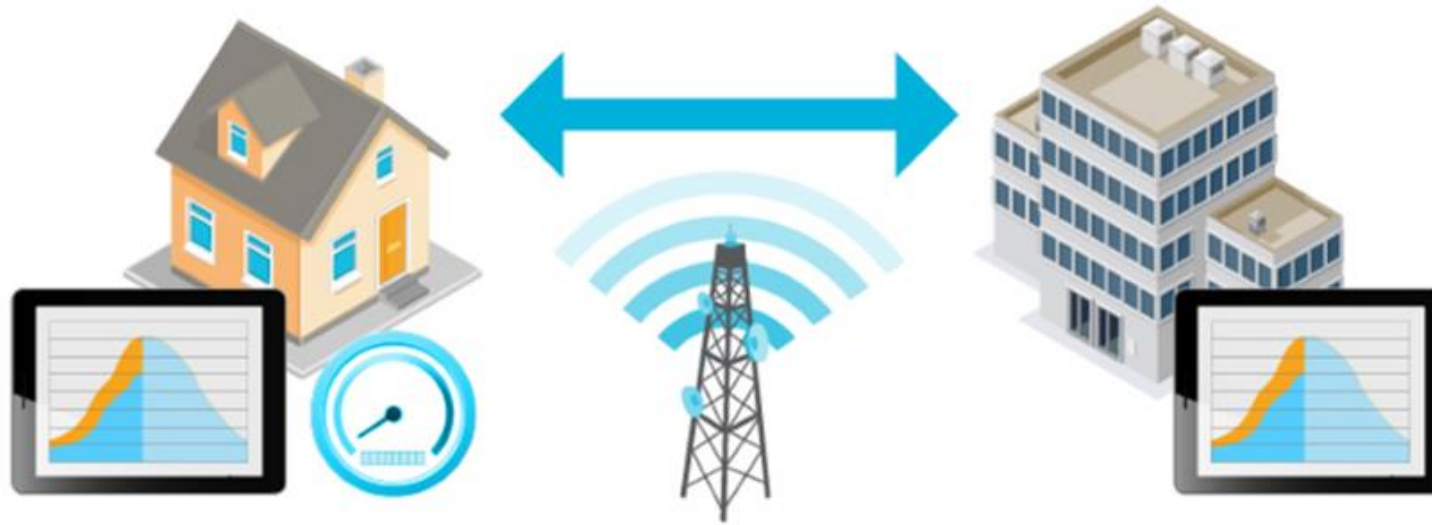
- Internal Presentations
- Communication Tools Developed
  - Fact Sheets
  - Frequently Asked Questions
  - Talking Points
- Stakeholder communication plan
- Web Page







# Smart Metering Solution



Prime Contractor

Smart Metering System (Network)  
Water Meters + SaaS

Meter Installation (DBE)

Customer Portal SaaS





# Meter Selection

- Residential iPERL static meters (94%)
- Residential ally static meters (6%)
  - Pressure monitoring
  - Remote shut off
- Commercial meters Sensus OMNI+ Meters
  - Over 1.5"



iPERL



ally

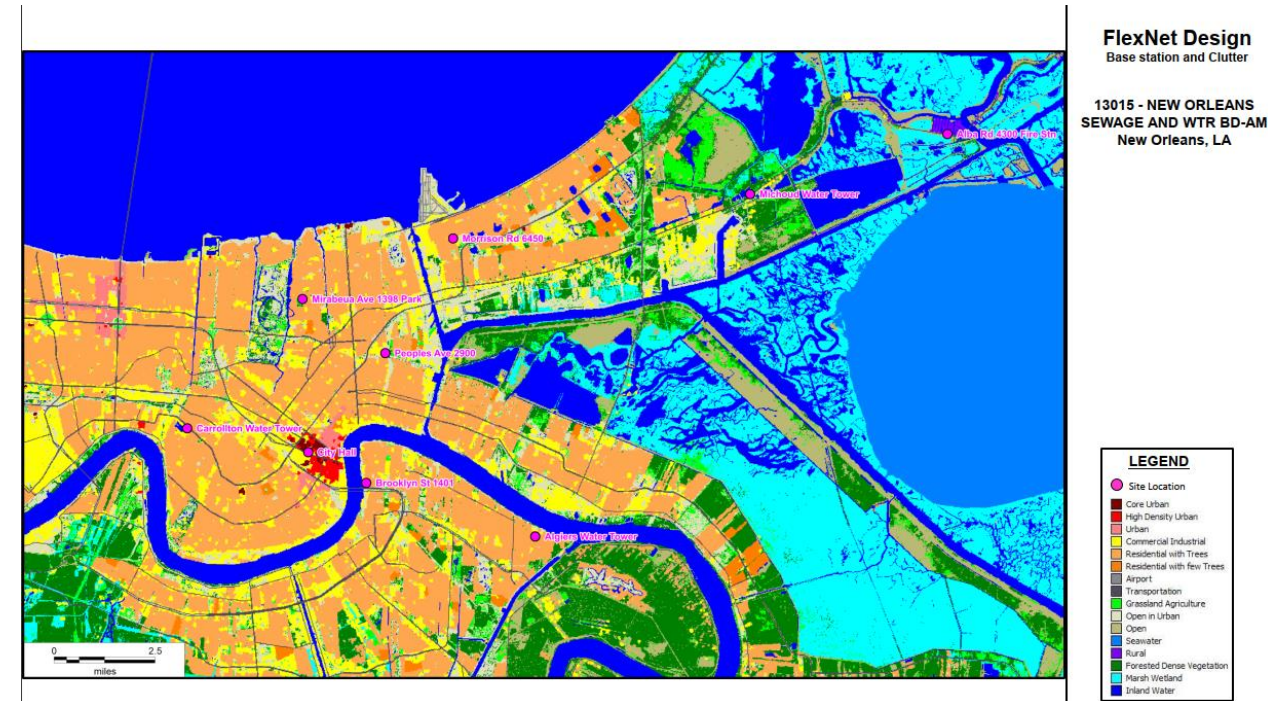


OMNI+



# Network

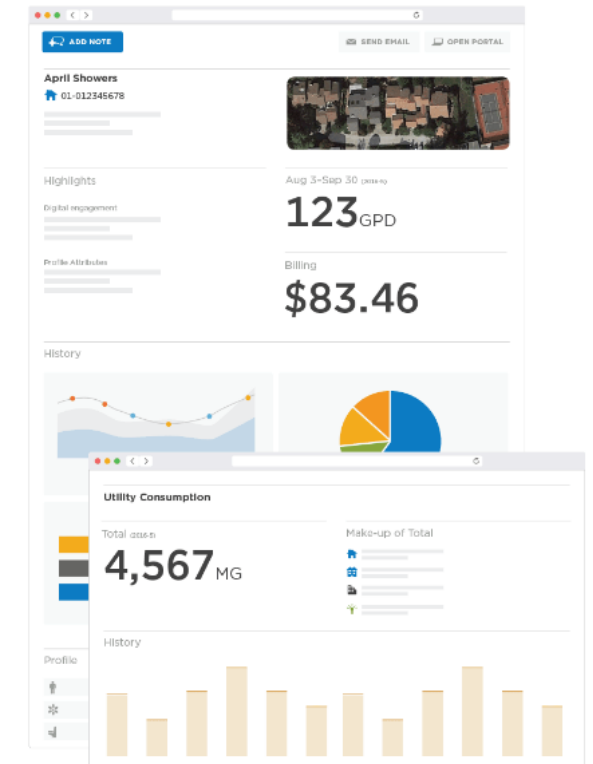
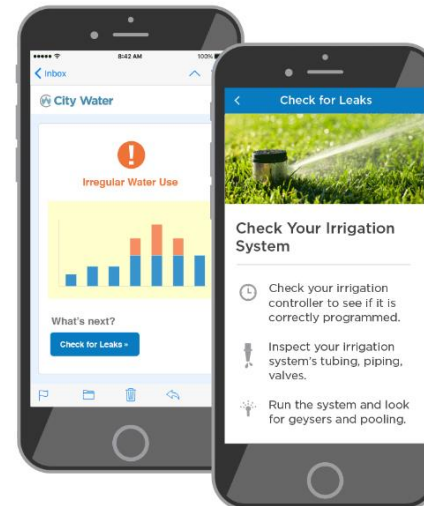
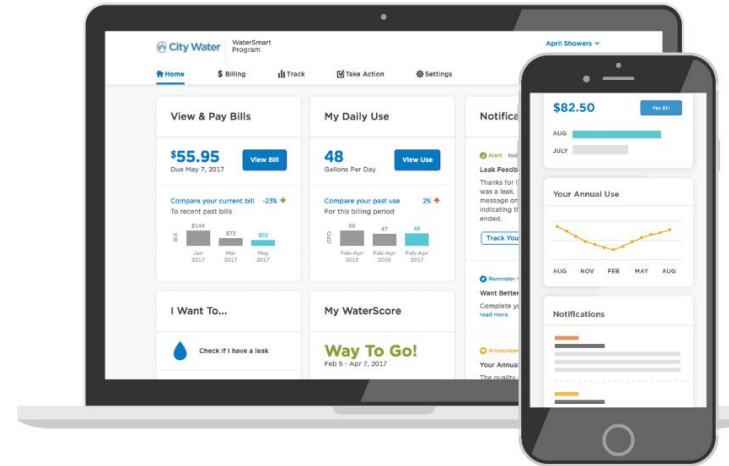
- Board owned radio network
  - FCC licensed frequency
  - Maintained by Aqua-Metric
  - 12 base stations
    - Meters read by at least 3 Collectors – 95.88%
    - Meters read by at least 2 Collectors – 99.7%
    - Meters read by at least 1 Collector – 100%
- Mainly on SWBNO infrastructure or City infrastructure
- No towers near residential areas



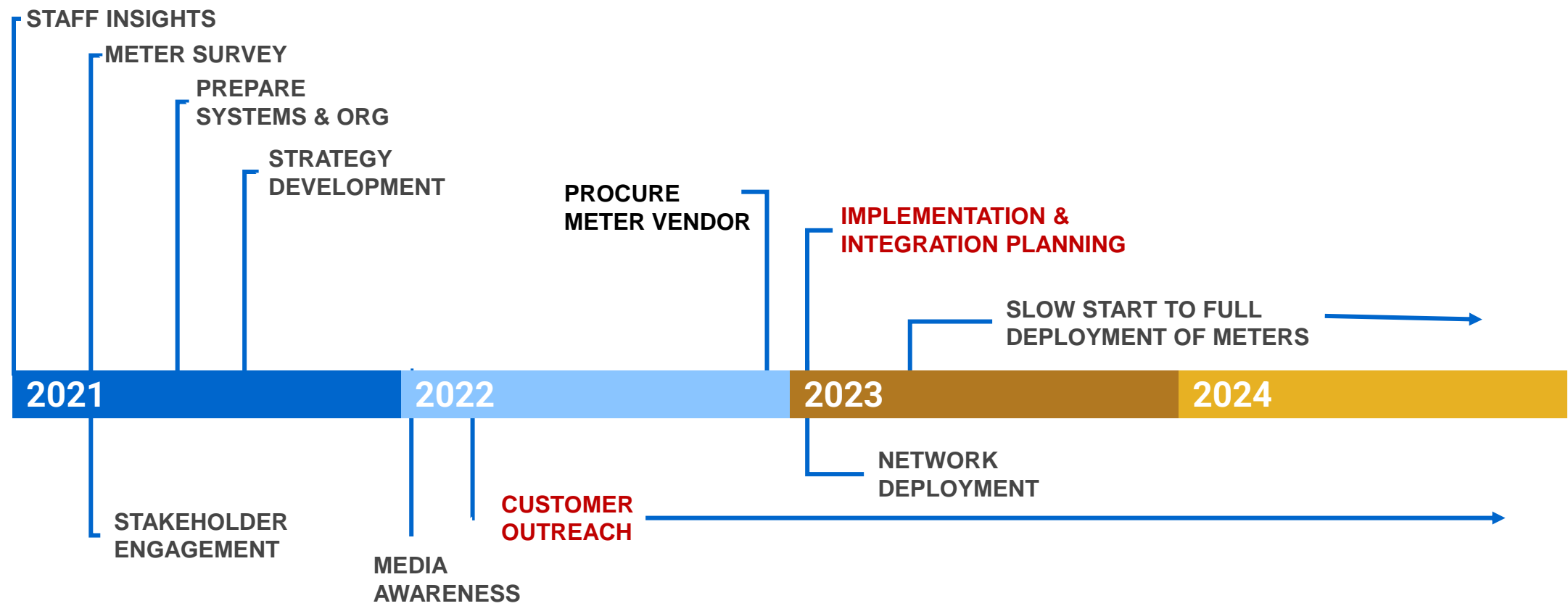


# Customer Portal

- VXsmart for customer portal
  - Customer Portal
  - Alerts and Notifications
  - Utility Console



# Next Steps



# Thank you





**"RE-BUILDING THE CITY'S WATER SYSTEMS FOR THE 21<sup>ST</sup> CENTURY"**

# **Sewerage & Water Board OF NEW ORLEANS**

LATOYA CANTRELL, PRESIDENT

625 ST. JOSEPH STREET  
NEW ORLEANS, LA 70165 • 504-529-2837 OR 52W-ATER  
[www.swbno.org](http://www.swbno.org)

December 7, 2022

The Finance and Administration Committee met on Wednesday, December 7, 2022, in the Executive Boardroom. The meeting convened at approximately 9:03 A.M.

## **1. ROLL CALL**

### **Present:**

Director Janet Howard

Director Joseph Peychaud

Director Carol Markowitz

### **Absent:**

Director Lynes Sloss

Director Alejandra Guzman

## **2. CASH FLOW OVERVIEW**

Grey Lewis, Chief Financial Officer, presented an update on the October 2022 results of operations and month end position. The October 2022 Water and Sewer cash levels (182- and 225-Days Cash on Hand, respectively) exceed the minimum thresholds based on 2022 expenses and Debt Service Coverage is within the forecast as operating expenses YTD are under the conservatively set budget. October billed revenues (Water/Sewer) were flat compared to prior year and cash collections were \$22.3m in October and 23.4 in November. July operating expenses (\$24m) were lower than budgeted for the month and consistent with YTD trend using conservatively budgeted FY22 amounts, management will continue to monitor as additional operating charges are expected given higher utilities and commodities cost seen in the market.

The F&A committee received an update on Customer Service Statistics and Aged Receivables – During October there was an 5% or \$2.9m increase in the 60 days past due category and an increase in disputed accounts to (3,376) during the month while the average days to close investigation (79) came down relative to last month by 39% from efforts to close out aged cases. The increase in investigation requests was attributed to normal collections activities

including disconnection notices. Aged Receivables continues to be a primary focus given significant collection backlog and customers who are currently challenged to remain current on utilities.

The CFO presented a recap on the 12/1/2022 special F&A meeting covering the FY23 Operating and Capital Budgets and provided additional information on Capital Budget Major Projects and all other Capital projects which lack an external funding source. The Total Capital Budget Project list recommended for the FY23 Budgets is \$517m and funding sources have been identified in the amount of \$441m and management will continue to seek other funding sources. The FY23 portions of West Power Complex and Smart Metering are fully funded in the recommended budget.

The system funded capital list (\$115m for FY23) is developed each year as part of the Capital budgeting process with the GSO and other divisions and when the ability to cash finance projects does not exist, the projects are deferred until financing can be arranged. The FY23 Capital Budget includes identified sources of approximately \$43.4m of Pay-go cash financing while the potential projects for the year are \$115m requiring deferral of capital projects until other funding sources are identified. The GSO and CFO collaborate on the selection of system only funded projects which are able to be provided for with the available cash financing resources. Management will be working on additional reporting and tracking project deferrals including impacts of scope changes for ongoing projects to present to the Committee.

## **ACTION ITEMS**

- Resolution (R-185-2022) Authorizing Application to the LA Dept of EQ Draft Resolution
  - **Director Joseph Psychaud moved to accept R-185-2022. Director Carol Markowitz seconded. The motion carried.**
- Resolution (R-186-2022) 2023 Budget Blanket Spending Resolution
  - **Director Joseph Psychaud moved to accept R-186-2022. Director Carol Markowitz seconded. The motion carried.**
- Resolution (R-182-2022) 2023 Operating Budget Resolution
  - **Director Carol Markowitz moved to accept R-182-2022. Director Joseph Psychaud seconded. The motion carried.**

- Resolution (R-183-2022) 2023 Capital Budget Resolution
  - **Director Joseph Peychaud moved to accept R-183-2022. Director Carol Markowitz seconded. The motion carried.**

## **GENERAL SUPERINTENDENT'S REPORT**

### **CONTRACT AWARDS/RENEWALS**

- Resolution (R-149-2022) Award of Approved List of Firms to Provide Professional Design and Related Services
  - **Director Joseph Peychaud moved to accept R-149-2022. Director Carol Markowitz seconded. The motion carried.**
- Resolution (R-157-2022) Award of Contract 30223 – Carrollton Basin Sewer Rehabilitation No. 4 between the Sewerage and Water Board of New Orleans and Hard Rock Construction, LLC
  - **Director Carol Markowitz moved to accept R-157-2022. Director Joseph Peychaud seconded. The motion carried.**

### **CONTRACT CHANGE ORDERS**

- Resolution (R-141-2022) Ratification of Change Order No. 7 for Contract 3799 – Installation of Sludge Dryer at the East Bank Wastewater Treatment Plant Between the Sewerage and Water Board of New Orleans and Industrial and Mechanical Contractors, Inc.
- Resolution (R-142-2022) Ratification of Change Order No. 2 for Contract 30108 – Procurement of Sludge Dryer at the East Bank Wastewater Treatment Plant Between the Sewerage and Water Board of New Orleans and Komline-Sanderson.
- Resolution (R-145-2022) Ratification of Change Order No. 1 for Contract 2150 – 43” Water Main Replacement on Leonidas St (S. Claiborne Ave – Fig St) and Fig St (Leonidas St – College Ct) – TM006 Between the Sewerage and Water Board of New Orleans and Wallace. C. Drennan, Inc.
- Resolution (R-150-2022) Ratification of Change Order No. 8 for Contract 1370A – 60Hz Transformers and Switchgear Between the Sewerage and Water Board of New Orleans and Walter J. Barnes Electric Co., Inc.



- Resolution (R-159-2022) Ratification of Change Order No. 1 for Contract 2156 – Transmission Main Replacement – Grape St/Eden St/South Dupre St – TM005 Between the Sewerage and Water Board of New Orleans and BLD Services, LLC
- Resolution (R-163-2022) Ratification of Change Order No. 11 for Contract 1377 – Water Hammer Hazard Mitigation Program- Claiborne Ave Pumping Station and Off-Site improvements Between the Sewerage and Water Board of New Orleans and M.R. Pittman group, LLC
  - **Director Carol Markowitz moved to accept Contract Change Orders. Director Joseph Peychaud seconded. The motion carried.**

### **CONTRACT AMENDMENTS**

- Resolution (R-143-2022) Authorization of Amendment No. 6 to the Agreement Between the Sewerage and Water Board of New Orleans and Black and Veatch Corporation for Design and Engineering Services for the East Bank Wastewater Treatment Plant Sludge Dryer Project
- Resolution (R-144-2022) Authorization of Amendment No. 10 to the Agreement Between the Sewerage and Water Board of New Orleans and Arcadis U.S., Inc. for Design and Engineering Services for the Waterline Replacement Program
- Resolution (R-146-2022) Authorization of Amendment No. 12 to the Agreement Between the Sewerage and Water Board of New Orleans and MWH Americas, Inc. (predecessor in interest to Stantec. Consulting Services, Inc.) for Design and Engineering Services for the Waterline Replacement Program
- Resolution (R-147-2022) Authorization of Amendment No. 2 to the Professional Services Agreement Between the Sewerage and Water Board of New Orleans and Pure Technologies U.S., Inc DBA Wachs Water Services for On-Call Water Valve Operations Service
- Resolution (R-151-2022) Authorization of Amendment No. 10 to the Professional Services Agreement Between the Sewerage and Water Board of New Orleans and Lindfield Hunter and Junius, Inc
- Resolution (R-158-2022) Authorization of Amendment No. 8 to the Professional Services Agreement Between the Sewerage and Water Board of New Orleans and G.E.C., Inc. for Design and Engineering Services for the Water Line Replacement Program
- Resolution (R-162-2022) Authorization of Amendment No. 4 to the Professional Services Agreement Between the Sewerage and Water Board of New Orleans and Neel-Schaffer, Inc for Design and Engineering Services for Repairs to River Intake Fender Systems

- Resolution (R-164-2022) Authorization of Amendment No. 2 to the Professional Services Agreement Between the Sewerage and Water Board of New Orleans and Backflow Preventions Services, Inc
- Resolution (R-165-2022) Authorization of Amendment No. 13 to the Professional Services Agreement Between the Sewerage and Water Board of New Orleans and CH2M Hill Engineers, Inc. for Program Management, Design and Engineering Services for the Retrofit Power Plant Hazard Mitigation Grant Project
  - o **Director Carol Markowitz moved to accept Contract Amendments. Director Joseph Psychaud seconded. The motion carried.**

### **FINAL ACCEPTANCE**

- Resolution (R-148-2022) Reconciliation and Final Acceptance of Contract 30109 – Sewer Pumping Station “A” Structural Rehabilitation Between the Sewerage and Water Board of New Orleans and Cycle Construction Co., Inc.
- Resolution (R-161-2022) Reconciliation and Final Acceptance of Contract 1403 – Demolition of abandoned C-7 and C-8 Basins and Other Site Improvements Site Between the Sewerage and Water Board of New Orleans and Cycle Construction Co., LLC.
  - o **Director Joseph Psychaud moved to accept Final Acceptance. Director Carol Markowitz seconded. The motion carried.**

### 3. **INFORMATION ITEMS** –

The information items were received.

### 4. **PUBLIC COMMENT** –

None.

### 5. **ADJOURNMENT**

There being no further business to come before the Finance and Administration Committee Meeting. The meeting adjourned at approximately 10:03 AM.

Respectfully submitted,

---

Lynes Sloss, Chair



**"RE-BUILDING THE CITY'S WATER SYSTEMS FOR THE 21<sup>ST</sup> CENTURY"**

# **Sewerage & Water Board** OF NEW ORLEANS

LATOYA CANTRELL, PRESIDENT

625 ST. JOSEPH STREET  
NEW ORLEANS, LA 70165 • 504-529-2837 OR 52W-ATER  
[www.swbno.org](http://www.swbno.org)

December 1, 2022

The Special Finance and Administration Committee met on Thursday, December 1, 2022, in the Executive Boardroom. The meeting convened at approximately 9:00 A.M.

## **1. ROLL CALL**

### **Present:**

Director Lynes Sloss  
Director Janet Howard  
Director Joseph Peychaud

### **Absent:**

Director Carol Markowitz  
Director Alejandra Guzman

## **2. DRAFT BUDGET PRESENTATION**

The CFO presented on the recommended FY23 Operating and Capital Budgets including Debt service to ensure a legally balanced (sufficient net revenues by System to meet bond covenants) is presented to and adopted by the BOD by 12/31.

FY23 Budget:

- Operating Revenues \$277m – relatively flat compared to FY22 due to lack of rate increases and nominal increases to new accounts
- Tax Revenues \$68m – 6% increase from tax roll valuation increase in FY23 after decrease the past 2 years for COVID then IDA
- Operating Expenses \$379m – 6% higher driven by mandatory personnel raises effective Jan. 1 and higher utility and commodity costs related to high inflation market conditions offset by lower provision for doubtful accounts after resumption of normal collections in late 2021
- Projected Debt service coverage – Water – 1.80; Sewer 2.14; Drainage 2.23
- Days Cash on hand will continue to remain above the 90 days requirement for Water and Sewer

3. **PUBLIC COMMENT –**

None.

4. **ADJOURNMENT**

There being no further business to come before the Finance and Administration Committee Meeting.  
The meeting adjourned at approximately 9:47 AM.

Respectfully submitted,

---

Lynes Sloss, Chair

## **COMMITTEE/BOARD and HOLIDAY CALENDAR - 2023**

**BE IT RESOLVED** by the Sewerage and Water Board of New Orleans that the Sewerage and Water Board does hereby adopt the Committee/ Board meeting and holiday calendar for the year 2023, as set forth below:

### **Committee/ Board Meeting Calendar – 2023**

Tuesday	January 10, 2023	9:00 am	Strategy Committee
Tuesday	January 10, 2023	10:30 am	Audit Committee
Wednesday	January 11, 2023	9:00 am	Finance Committee
Wednesday	January 11, 2023	10:30 am	Pension Committee
Wednesday	January 18, 2023	9:00 am	Regular Board
Wednesday	February 7, 2023	9:00 am	Finance Committee
Wednesday	February 7, 2023	10:30 am	Governance Committee
Wednesday	February 15, 2023	9:00 am	Regular Board
Wednesday	March 8, 2023	9:00 am	Finance Committee
Wednesday	March 8, 2023	10:30 am	Operations Committee
Wednesday	March 15, 2023	9:00 am	Regular Board
Tuesday	April 11, 2023	10:00 am	Strategy Committee
Wednesday	April 12, 2023	9:00 am	Finance Committee
Wednesday	April 19, 2023	9:00 am	Regular Board
Tuesday	May 9, 2023	10:00 am	Audit Committee
Wednesday	May 10, 2023	9:00 am	Finance Committee
Wednesday	May 10, 2023	10:30 am	Pension Committee
Wednesday	May 17, 2023	9:00 am	Regular Board
Tuesday	June 13, 2023	9:00 am	Governance Committee
Wednesday	June 14, 2023	9:00 am	Finance Committee
Wednesday	June 14, 2023	10:30 am	Operations Committee
Wednesday	June 21, 2023	9:00 am	Regular Board
Wednesday	July 12, 2023	9:00 am	Finance Committee
Wednesday	July 19, 2023	9:00 am	Regular Board
Tuesday	August 8, 2023	10:00 am	Strategy Committee
Wednesday	August 9, 2023	9:00 am	Finance Committee
Wednesday	August 9, 2023	10:30 am	Pension Committee
Wednesday	August 16, 2023	9:00 am	Regular Board
Wednesday	September 13, 2023	9:00 am	Finance Committee
Wednesday	September 13, 2023	10:30 am	Audit Committee
Wednesday	September 20, 2023	9:00 am	Regular Board

Wednesday	October 11, 2023	9:00 am	Finance Committee
Wednesday	October 18, 2023	9:00 am	Regular Board
Tuesday	November 7, 2023	10:00 am	Operations Committee
Wednesday	November 8, 2023	9:00 am	Finance Committee
Wednesday	November 8, 2023	10:00 am	Pension Committee
Wednesday	November 15, 2023	9:00 am	Regular Board
Tuesday	December 5, 2023	9:00 am	Governance Committee
Wednesday	December 6, 2023	9:00 am	Finance Committee
Wednesday	December 13, 2023	9:00 am	Regular Board

The holidays for the 2023 calendar year are as follows:

New Year's 2023: Monday, January 2, 2023, Family holiday  
 MLK Day: Monday January 16, 2023, Normal holiday  
 Mardi Gras: Tuesday, February 21, 2023, Family holiday  
 Good Friday: Friday April 7, 2023, Normal holiday  
 Memorial Day: Monday, May 29, 2023, Normal holiday  
 Juneteenth Day: (displaced) Monday June 19, 2023, Normal holiday  
 Independence Day: Tuesday July 4, 2023, Family holiday  
 Labor Day: Monday, September 4, 2023, Family holiday  
 Indigenous Peoples Day, Monday October 9, 2023, Normal holiday  
 Thanksgiving Day: Thursday, November 23, 2023, Family holiday  
 Veterans Day (displaced) Friday November 24, 2023, Normal holiday  
 Christmas Eve (displaced) Friday December 22, 2023, Normal holiday  
 Christmas Day: Monday, December 25, 2023, Family holiday  
 New Year's Eve (displaced): Friday December 29, 2023, Normal holiday \*\*

\*\* Note: should Civil Service Commission approve pending rule change, this holiday may be used as a flex holiday per CS rule.

I, Ghassan Korban, Executive Director of the Sewerage and Water Board of New Orleans, do hereby certify that the above and foregoing is a true and correct copy of a resolution adopted at the Regular Monthly Meeting of said Board duly called and held, according to law, on December 14, 2022.

---

GHASSAN KORBAN  
 EXECUTIVE DIRECTOR  
 SEWERAGE AND WATER BOARD

**RESOLUTION AUTHORIZING APPLICATION TO THE  
LOUISIANA DEPARTMENT OF ENVIRONMENTAL QUALITY**

**WHEREAS**, beginning in 1899, the Sewerage and Water Board of New Orleans (the “Sewerage and Water Board”) was charged to undertake a comprehensive drainage system for the people of New Orleans; and, that mission has expanded to improve the quality of life of the people of New Orleans by providing safe drinking water, removing waste water for safe return to the environment, and draining stormwater to protect the community reliably, continuously, and at a reasonable cost; and

**WHEREAS** the Sewerage and Water Board is in need of major sewerage system rehabilitation; and

**WHEREAS** prior authorizations were granted for Loan Applications (pre-application and application) which were previously utilized for Loan Applications made in earlier periods;

**WHEREAS** loans and or grants for this project may be available through the State Revolving Fund loan program operated by the Louisiana Department of Environmental Quality:

**BE IT RESOLVED** by the Sewerage and Water Board of New Orleans that:

1. The Chief Financial Officer of the Sewerage and Water Board (the “Chief Financial Officer”) is hereby authorized to submit an additional Loan Application (pre-application and application) in the maximum amount of \$20,000,000.00 to the Department of Environmental Quality on behalf of the Sewerage and Water Board for the purpose of placing projects on the Project Priority List for funding through its State Revolving Fund loan program.
2. The Chief Financial Officer is further authorized to furnish such additional information as may reasonably be requested in connection with the pre-application(s) and/or application(s).

**NOW THEREFORE, BE IT FURTHER RESOLVED** the Chief Financial Officer is hereby designated as the Official Project Representative for any project(s) that may result from the submission of the pre-application and/or application.

---

---

I, Ghassan Korban, Executive Director,  
Sewerage and Water Board of New Orleans,  
do hereby certify that the above and foregoing  
is a true and correct copy of a resolution adopted  
at the Regular Meeting of the said Board,  
duly called and held, according to law, on  
December 14, 2022

---

**Ghassan Korban**  
**EXECUTIVE DIRECTOR**  
**SEWERAGE AND WATER BOARD OF NEW ORLEANS**





# **2023 Operating and Capital Budgets**

**Prepared for: Sewerage & Water Board of New Orleans  
Board of Directors**

December 2022



## Operating & Maintenance and Capital Budgets

- ◆ Budget approval process comprises several steps:
  - Internal Departmental Request Collation and Compilation – late summer
  - Department Presentations – internal budget hearings held in October
  - Final Operating Revenue and Expense Guidance Provided by Leadership – early November
  - Presentation and Review by the Finance & Administration Committee – early December
  - Approval by the Board of Directors by December 31<sup>st</sup> of each year



## 2023 Budget Cycle

- ◆ SWBNO is proud to present a balanced Operating and Maintenance (O&M) budget that meets our obligations and positions the organization for the future.
  - A legally balanced budget is defined as having sufficient net revenues to meet the organization's bond covenants.
- ◆ The 2023 Budget is the third consecutive annual budget that does not include any customer rate increases. Rates were last increased effective January 1, 2020.
- ◆ While revenues are budgeted on a “billed basis,” it is essential to consider the collection rate to understand the net resources available to the organization. After considering an adjustment for “uncollectable accounts,” the net collected revenues for 2023 are projected to be 5.2 percent higher than 2021 audited levels primarily due to the restart of normal collections in late 2021.
- ◆ Budgeted Operating Revenues for 2023 are 1.2 percent higher than 2022 based on the following assumptions:
  - 1.0 percent increase in the residential customer base and flat assumed consumption per customer
  - Inclusion of previously underbilled revenues from revenue recovery program
  - As noted above, no assumed rate increase



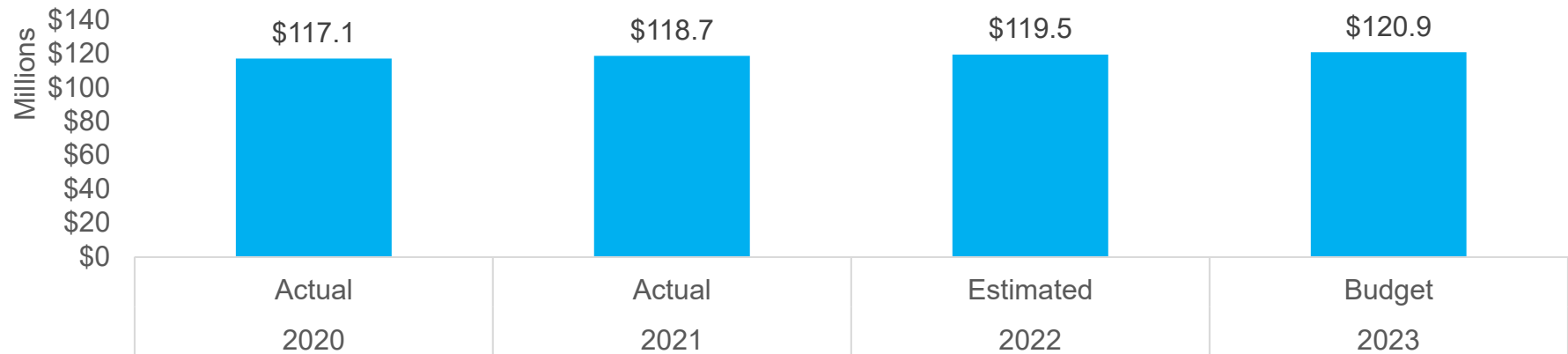
## 2023 Budget: Taking Control of Our Destiny

- ◆ Key budget decisions this year were driven by efforts to be:
  - Strategic – relating department goals to Strategic Plan tactics
  - Proactive – anticipating challenges such as supply chain, inflation, and workforce issues
  - Efficient – maximizing in-house resources and focusing on preventative maintenance
  - Accountable – measuring and owning our performance
  
- ◆ Both the operating and capital budgets reflect several legacy projects that will begin in 2023:
  - West Power Complex construction
  - Smart Meter installation
  - Modernization of financial and work order systems
  
- ◆ While not all expenditure requests could be met, staff worked collaboratively to prioritize spending based on these drivers and priorities.



## 2023 Budget Revenue Compared to Prior Years

### Water Sales and Other Operating Revenue

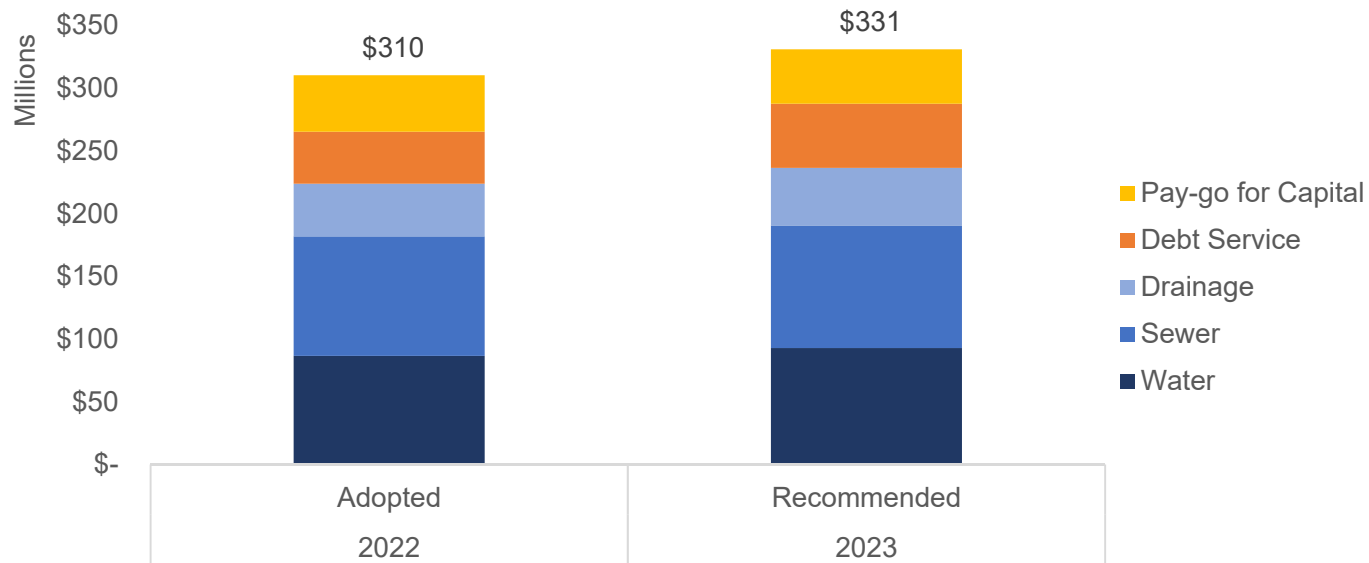


### Sewer Sales and Other Operating Revenue





## 2023 Total O&M Budget



	2022 Adopted	2023 Recommended	\$ Change	% Change
Water	\$ 86,602,279	\$ 92,944,542	\$ 6,342,263	7.3%
Sewer	\$ 95,286,786	\$ 97,640,280	\$ 2,353,494	2.5%
Drainage	\$ 42,047,045	\$ 45,916,824	\$ 3,869,780	9.2%
<b>Total</b>	<b>\$ 223,936,110</b>	<b>\$ 236,501,647</b>	<b>\$ 12,565,537</b>	<b>5.6%</b>
Debt Service	\$ 41,460,127	\$ 51,247,252	\$ 9,787,125	23.6%
Pay-go for Capital	\$ 45,000,000	\$ 43,340,624	\$ (1,659,376)	-3.7%
<b>Total including Debt Service &amp; Pay-go</b>	<b>\$ 310,396,237</b>	<b>\$ 331,089,524</b>	<b>\$ 20,693,287</b>	<b>6.7%</b>



## 2023 Operating Budget by System

	A	B	C	D
	Water	Sewerage	Drainage	Total
<b>Operating Revenues:</b>				
1 Revenues from Charges	\$ 120,318,448	\$ 155,557,571	\$ -	\$ 275,876,019
2 Other Operating Revenues	\$ 547,838	\$ 610,767	\$ -	\$ 1,158,605
<b>3 Total Operating Revenues</b>	<b>\$ 120,866,286</b>	<b>\$ 156,168,338</b>	<b>\$ -</b>	<b>\$ 277,034,624</b>
<b>Operating Expenses:</b>				
4 Operating & Maintenance Expenses	\$ 92,944,542	\$ 97,640,280	\$ 45,916,824	\$ 236,501,647
5 Depreciation & Allowances Expenses (non-cash)	\$ 22,468,073	\$ 42,611,748	\$ 35,531,001	\$ 100,610,822
6 Interest Expense	\$ 5,840,989	\$ 8,773,103	\$ 5,325,100	\$ 19,939,192
7 OPEB & Pension Liability (non-cash)	\$ 7,333,333	\$ 7,333,333	\$ 7,333,333	\$ 22,000,000
<b>8 Total Operating Expense</b>	<b>\$ 128,586,938</b>	<b>\$ 156,358,465</b>	<b>\$ 94,106,259</b>	<b>\$ 379,051,661</b>
<b>9 Net Operating Income</b>	<b>\$ (7,720,652)</b>	<b>\$ (190,127)</b>	<b>\$ (94,106,259)</b>	<b>\$ (102,017,038)</b>
<b>Non-Operating Revenues (Expenses)</b>				
10 Tax Revenues	\$ -	\$ -	\$ 68,251,500	\$ 68,251,500
11 Interest Income	\$ 263,200	\$ 160,300	\$ 104,100	\$ 527,600
12 Other Non-Operating Revenues	\$ 1,697,400	\$ 651,100	\$ 27,300	\$ 2,375,800
<b>13 Total Non-Operating Revenues</b>	<b>\$ 1,960,600</b>	<b>\$ 811,400</b>	<b>\$ 68,382,900</b>	<b>\$ 71,154,900</b>
<b>14 Net Income</b>	<b>\$ (5,760,052)</b>	<b>\$ 621,273</b>	<b>\$ (25,723,359)</b>	<b>\$ (30,862,138)</b>



## 2023 Operating Budget by Division

Division	Water	Sewerage	Drainage	Total
Executive Director	\$ 631,419	\$ 893,548	\$ 381,242	\$ 1,906,209
Special Counsel	\$ 1,404,439	\$ 2,074,065	\$ 969,626	\$ 4,448,130
Chief Administrative Officer	\$ 16,606,615	\$ 19,379,308	\$ 9,689,654	\$ 45,675,578
Communications	\$ 265,910	\$ 265,910	\$ 132,955	\$ 664,775
Operations	\$ 67,728,401	\$ 71,433,145	\$ 36,799,528	\$ 175,961,074
Chief Financial Officer	\$ 4,114,312	\$ 4,787,748	\$ 2,475,515	\$ 11,377,575
Chief Customer Service Officer	\$ 9,243,681	\$ 9,243,681	\$ 150,122	\$ 18,637,485
Capitalized Overhead	\$ (7,050,236)	\$ (10,437,125)	\$ (4,681,818)	\$ (22,169,179)
<b>Total Operating &amp; Maintenance</b>	<b>\$ 92,944,542</b>	<b>\$ 97,640,280</b>	<b>\$ 45,916,824</b>	<b>\$ 236,501,647</b>
Debt Service	\$ 12,737,071	\$ 25,367,381	\$ 13,142,800	\$ 51,247,252
Depreciation & Allowance Expenses (non-cash)	\$ 22,468,073	\$ 42,611,748	\$ 35,531,001	\$ 100,610,822
OPEB Liability (non-cash)	\$ 7,333,333	\$ 7,333,333	\$ 7,333,333	\$ 22,000,000
<b>Total Expense</b>	<b>\$ 135,483,019</b>	<b>\$ 172,952,743</b>	<b>\$ 101,923,959</b>	<b>\$ 410,359,721</b>





## 2023 Operating Budget Compared to 2022 Adopted Budget

- 2023 Recommended Operating Expenses are budgeted \$12.6 million, or 5.6 percent, higher than 2022 Adopted Operating Expenses.
- The Total 2023 Recommended Operating Budget is only marginally higher than the 2022 Adopted Budget when including non-cash expenses because a 23.6 percent increase in debt service payments is offset by decreased allocations for depreciation, doubtful accounts, and pay-go capital financing.

	2022 Adopted Budget	2023 Recommended Budget	\$ Change	% Change
1 Personnel Services	\$ 106,039,721	\$ 110,539,613	\$ 4,499,892	4.2%
2 Services and Utilities	\$ 70,145,153	\$ 76,789,412	\$ 6,644,259	9.5%
3 Materials and Supplies	\$ 40,748,121	\$ 41,251,785	\$ 503,664	1.2%
4 Special Current Charges	\$ 6,084,868	\$ 7,208,709	\$ 1,123,841	18.5%
5 Furniture and Equipment	\$ 918,247	\$ 712,128	\$ (206,119)	(22.4%)
<b>6 Total Operating Expenses</b>	<b>\$ 223,936,110</b>	<b>\$ 236,501,647</b>	<b>\$ 12,565,537</b>	<b>5.6%</b>
7 Depreciation	\$ 90,928,314	\$ 83,510,822	\$ (7,417,492)	(8.2%)
8 OPEB and Pension Liability	\$ 22,000,000	\$ 22,000,000	\$ -	0.0%
9 Doubtful Accounts	\$ 30,350,400	\$ 17,100,000	\$ (13,250,400)	(43.7%)
10 Debt Service	\$ 41,460,127	\$ 51,247,252	\$ 9,787,125	23.6%
11 Pay-go	\$ 45,000,000	\$ 43,340,624	\$ (1,659,376)	(3.7%)
<b>12 Total Operating Budget</b>	<b>\$ 453,674,951</b>	<b>\$ 453,700,346</b>	<b>\$ 25,395</b>	<b>0.01%</b>



## 2023 Operating Budget: Resources Available for Pay-Go

	2023 Total Recommended Budget
Total Operating Revenues	\$ 277,034,624
Total Non-Operating Revenues	\$ 71,154,900
<b>Total Billed Revenues</b>	<b>\$ 348,189,524</b>
Estimated Doubtful Accounts	\$ (17,100,000)
<b>Collected Revenues</b>	<b>\$ 331,089,524</b>
O&M Expenses	\$ (236,501,647)
Debt Service	\$ (51,247,252)
<b>Total O&amp;M Expenses &amp; Debt Service</b>	<b>\$ (287,748,899)</b>
<b>Surplus Cash Resources Available for Pay-Go</b>	<b>\$ 43,340,624</b>



## 2023 Operating Budget Position Adjustments

- ◆ The 2023 Operating Budget recommends a total of 1,587 budgeted positions (1,208 filled and 337 currently vacant positions)
  - This total includes funding for 19 new positions requested by department leadership for 2023 to address strategic areas for improvement.

	2022 Authorized Positions	2023 Recommended Positions	# Variance	% Variance
Chief Administrative Officer	90	86	(4)	(4.4%)
Chief Financial Officer	80	84	4	5.0%
Chief Customer Service Officer	301	303	2	0.7%
Communications	7	5	(2)	(28.6%)
Executive Director	13	16	3	23.1%
Special Counsel/Legal	16	18	2	12.5%
General Supt./Operations	1061	1075	14	1.3%
<b>Total</b>	<b>1568</b>	<b>1587</b>	<b>19</b>	<b>1.2%</b>



## Debt Service Coverage Requirements Met

- Section 7.01(a)(ii) of the S&WBNO Bond Covenants provides that Net Revenues shall be at least equal to 125% of the Annual Debt Service.

Debt Service Coverage Calculation	Water	Sewer	Drainage
Revenues for Debt Service Coverage:			
Total Operating Revenues	\$ 120,866,286	\$ 156,168,338	\$ -
Total Non-Operating Revenues	\$ 1,960,600	\$ 811,400	\$ 68,382,900
<b>Total Revenues for Debt Service Coverage</b>	<b>\$ 122,826,886</b>	<b>\$ 156,979,738</b>	<b>\$ 68,382,900</b>
Expenses for Debt Service Coverage:			
Operating & Maintenance Expenses	\$ 92,944,542	\$ 97,640,280	\$ 45,916,824
Allowance for Doubtful Accounts	\$ 6,900,000	\$ 10,200,000	\$ -
<b>Total Expenses for Debt Service Coverage</b>	<b>\$ 99,844,542</b>	<b>\$ 107,840,280</b>	<b>\$ 45,916,824</b>
<b>Net Revenues Available for Debt Service</b>	<b>\$ 22,982,344</b>	<b>\$ 49,139,457</b>	<b>\$ 22,466,076</b>
<b>Debt Service</b>	<b>\$ 12,740,989</b>	<b>\$ 22,921,376</b>	<b>\$ 10,080,000</b>
<b>Debt Service Coverage</b>	<b>1.80</b>	<b>2.14</b>	<b>2.23</b>

\* Additionally, the Water and Sewer Days Cash on Hand requirement (>90 of average daily Operating & Maintenance Expenses) is projected to be achieved based current levels of cash on hand, projected cash activity for the balance of 2022 and the budgeted 2023 expenses above.



## 2023 Budget Cycle: Capital Program

- ◆ SWBNO Capital Budgeting involves the identification of capital improvement needs (proposed uses) and matching those capital expenditure needs with capital financing (proposed sources). Project Managers provide updated forecasts inclusive of change orders for the coming fiscal year as well as a projection for 10 years.
- ◆ The historical deferral of capital improvement projects due to a lack of financing has created a backlog; and in some cases, increased operational spending. Therefore, in this budget cycle we continue to look for creative ways to seek out all viable financing solutions through our local, state and federal partners as well as balance both our operating and capital spending needs in a very challenging environment.
- ◆ Major Capital Projects include the West Power Complex and Smart Metering which are funded for FY23 through a number of sources and will be transformational for the Utility. Additional critical projects such as the Sewer Rehabilitation Program and JIRR will continue in FY23 to progress toward mandatory deadlines.
- ◆ We continue to pursue capital financing thru new legislative grants, low-interest loan applications, future bond sales, and intergovernmental negotiations to continue to make progress on the list of capital improvements needed to improve our services to the public.



## Estimated 2023 Capital Sources & Uses and Identified Projects<sup>1</sup>

Sources	Sewer	Water	Drainage	Total
WIFIA Program	\$ 221,444,462	\$ -	\$ -	\$ 221,444,462
State Revolving Loan Fund (proposed)	\$ 39,000,000	\$ -	\$ -	\$ 39,000,000
FEMA Grant - JIRR	\$ 4,294,452	\$ 21,098,470	\$ -	\$ 25,392,922
FEMA Grants - Other	\$ 7,000,000	\$ 7,000,000	\$ -	\$ 14,000,000
Fair Share Funding	\$ -	\$ 6,833,333	\$ 16,599,152	\$ 23,432,485
Other Capital Project Funds	\$ 10,288,910	\$ 10,288,910	\$ -	\$ 20,577,820
West Power Complex - (Capital Outlay, HUD CDBG, FEMA HMGP, Drainage Tax Bond, Fair Share Funding)	\$ -	\$ -	\$ 52,476,307	\$ 52,476,307
Other Grant	\$ -	\$ -	\$ 1,166,000	\$ 1,166,000
Pay-Go Cash Financing	\$ 14,446,875	\$ 14,446,875	\$ 14,446,875	\$ 43,340,624
<b>Total Sources</b>	<b>\$ 296,474,699</b>	<b>\$ 59,667,588</b>	<b>\$ 84,688,334</b>	<b>\$ 440,830,621</b>

Uses	Sewer	Water	Drainage	Total
WIFIA Program	\$ (221,444,462)	\$ -	\$ -	\$ (221,444,462)
Wastewater Treatment Plants	\$ (39,000,000)	\$ -	\$ -	\$ (39,000,000)
FEMA - JIRR	\$ (4,294,452)	\$ (21,098,470)	\$ -	\$ (25,392,922)
FEMA Grants - Other	\$ (7,000,000)	\$ (7,000,000)	\$ -	\$ (14,000,000)
Bulk Chemical Storage and Filter Gallery Projects	\$ -	\$ (6,833,333)	\$ -	\$ (6,833,333)
Smart Metering	\$ (10,288,910)	\$ (10,288,910)	\$ -	\$ (20,577,820)
West Power Complex	\$ -	\$ -	\$ (52,476,307)	\$ (52,476,307)
Drainage SCADA Improvements	\$ -	\$ -	\$ (1,166,000)	\$ (1,166,000)
Other Capital Projects	\$ (34,540,703)	\$ (51,742,338)	\$ (50,513,366)	\$ (136,796,407)
<b>Total Uses</b>	<b>\$ (316,568,527)</b>	<b>\$ (96,963,051)</b>	<b>\$ (104,155,673)</b>	<b>\$ (517,687,252)</b>

<b>Net Result</b>	<b>\$ (20,093,829)</b>	<b>\$ (37,295,463)</b>	<b>\$ (19,467,340)</b>	<b>\$ (76,856,631)</b>
-------------------	------------------------	------------------------	------------------------	------------------------

<sup>1</sup> Actual Capital appropriation and spending will be limited based on available Sources by System. Identified projects without available funding will be deferred beyond 2023 or until funding becomes available.

**2023 Operating Budget and 2023 Capital Budget Blanket Appropriations  
December 14, 2022**

**WHEREAS**, as authorized by Louisiana R.S. 33:4083 that all funds receive by the Board from water rates, and from the city by appropriation from its treasury, shall be deposited to the credit of the Board as collected, with fiscal agent of the city, and shall not be paid out except upon duly adopted resolution of appropriation, and;

**WHEREAS**, Louisiana R.S. 33: 4094 specifically outlines the procedure for disbursement of Board funds on deposit with the Board of Liquidation, City Debt,

**NOW, THEREFORE, BE IT RESOLVED**, by the Sewerage and Water Board of New Orleans, that this resolution of appropriation is adopted to authorize and empower the disbursement of funds as identified in its 2023 Operation Budget and 2023 Capital Budget, by those designated parties, both within the Board as specified by its by-laws and by and through warrants drawn on the Board of Liquidation, City Debt.

---

I, Ghassan Korban, Executive Director,  
Sewerage and Water Board of New Orleans  
do hereby certify that the above and foregoing  
is a true and correct copy of a Resolution said  
Board, duly called and held, according to the  
law on December 14, 2022

---

**GHASSAN KORBAN  
EXECUTIVE  
DIRECTOR  
SEWERAGE AND WATER BOARD OF NEW ORLEANS**

**2023 OPERATING BUDGET**

**WHEREAS**, the Sewerage and Water Board has reviewed the Recommended 2023 Operating Budget of which **\$92,944,542** is from the Water Department, **\$97,640,280** is from the Sewerage Department, and **\$45,916,824** is for the Drainage Department for a Total Operation and Maintenance (O&M) Expense Budget of **\$236,501,647**; and

**WHEREAS**, it is the intent of the Board that the Executive Director maintain budgetary controls; and

**WHEREAS**, the authorized expenditure categories for 2023 are:

<b><u>EXPENDITURE CATEGORIES</u></b>	<b><u>2023 BUDGET</u></b>
Personnel Services	\$110,539,613
Services and Utilities	76,789,412
Material and Supplies	41,251,785
Special Current Charges	7,208,709
Furniture and Equipment	712,128
<b>TOTAL Operation and Maintenance Expense</b>	<b>236,501,647</b>
<b>Debt Service</b>	<b>51,247,252</b>
<b>Pay-Go</b>	<b>43,340,624</b>
<b>O&amp;M with Debt Service and Pay-Go</b>	<b>\$331,089,523</b>

**NOW THEREFORE BE IT RESOLVED** that the Sewerage and Water Board of New Orleans does hereby approve the 2023 O&M Expense Budget with Debt Service and Pay-Go in the amount of **\$331,089,523**.

---

I, Ghassan Korban, Executive Director,  
Sewerage and Water Board of New Orleans,  
do hereby certify that the above and foregoing  
is a true and correct copy of a resolution adopted  
at the Regular Meeting of the said Board,  
duly called and held, according to law, on  
December 14, 2022.

---

**Ghassan Korban**  
**EXECUTIVE DIRECTOR**  
**SEWERAGE AND WATER BOARD OF NEW ORLEANS**



**ADOPTION OF 2023 CAPITAL BUDGET**

**WHEREAS**, the recommended 2023 Capital Budget for the water, sewerage, and drainage systems is **\$517,687,252**; and

**WHEREAS**, identified funding is projected to be available through system revenues, taxes, reserves, bond proceeds, grant funds, and participation by others to finance the Capital Budget are **\$440,830,621**;

**WHEREAS**, the portion of the recommended 2023 Capital Budget requiring funding for the drainage system during 2023 is **\$104,155,673** of which funds have been identified of **\$84,688,334**, resulting in a deferral of projects totaling **\$19,467,340**, unless other sources of funding are identified; and

**WHEREAS**, the portion of the recommended 2023 Capital Budget requiring funding for the water system during 2023 is **\$96,963,051** of which funds have been identified of **\$59,667,588** resulting in a deferral of projects totaling **\$37,295,463**, unless other sources of funding are identified; and

**WHEREAS**, the portion of the recommended 2023 Capital Budget requiring funding for the sewerage system during 2023 is **\$316,568,527** of which funds have been identified of **\$296,474,699**, resulting in a deferral of projects totaling **\$20,093,829**, unless other sources of funding are identified; and

**WHEREAS**, the recommended 2023-2032 Capital Improvement Program is **\$2,481,190,291**;

**NOW THEREFORE BE IT RESOLVED** that the Sewerage and Water Board of New Orleans does hereby adopt the 2023 Total Capital Budget of **\$517,687,252** with funding totaling **\$440,830,621**; and

**BE IT FURTHER RESOLVED** that the Sewerage and Water Board does hereby accept the 2023-2032 Capital Improvement Program.

---

I, Ghassan Korban, Executive Director,  
Sewerage and Water Board of New Orleans,  
do hereby certify that the above and foregoing  
is a true and correct copy of a resolution adopted  
at the Regular Meeting of the said Board,  
duly called and held, according to law, on  
December 14, 2022.

---

**Ghassan Korban**  
**EXECUTIVE DIRECTOR**  
**SEWERAGE AND WATER BOARD OF NEW ORLEANS**

**GENERAL SUPERINTENDENT RECOMMENDATIONS  
FOR THE DECEMBER 7, 2022  
FINANCE AND ADMINISTRATION COMMITTEE MEETING**

A listing of the bids, change orders, amendments and final acceptances received during the months of October and November are included in the following report. A brief summary is attached for your review.

**CONTRACT AWARDS/RENEWALS (2)**

- |                    |   |
|--------------------|---|
| Page 04 R-149-2022 | Award of Approved List of Firms to Provide Professional Design and Related Services   |
| Page 23 R-157-2022 | Award of Contract 30223 – Carrollton Basin Sewer Rehabilitation No. 4 between the Sewerage and Water Board of New Orleans and Hard Rock Construction, LLC |

**CONTRACT CHANGE ORDERS (6)**

- |                    |  |
|--------------------|--|
| Page 26 R-141-2022 | Ratification of Change Order No. 7 for Contract 3799 – Installation of Sludge Dryer at the East Bank Wastewater Treatment Plant Between the Sewerage and Water Board of New Orleans and Industrial and Mechanical Contractors, Inc.                          |
| Page 30 R-142-2022 | Ratification of Change Order No. 2 for Contract 30108 – Procurement of Sludge Dryer at the East Bank Wastewater Treatment Plant Between the Sewerage and Water Board of New Orleans and Komline-Sanderson.   |
| Page 33 R-145-2022 | Ratification of Change Order No. 1 for Contract 2150 – 43” Water Main Replacement on Leonidas St (S. Claiborne Ave – Fig St) and Fig St (Leonidas St – College Ct) – TM006 Between the Sewerage and Water Board of New Orleans and Wallace. C. Drennan, Inc. |
| Page 36 R-150-2022 | Ratification of Change Order No. 8 for Contract 1370A – 60Hz Transformers and Switchgear Between the Sewerage and Water Board of New Orleans and Walter J. Barnes Electric Co., Inc.   |
| Page 40 R-159-2022 | Ratification of Change Order No. 1 for Contract 2156 – Transmission Main Replacement – grape St/Eden St/South Dupre St – TM005 Between the Sewerage and Water Board of New Orleans and BLD Services, LLC   |
| Page 43 R-163-2022 | Ratification of Change Order No. 11 for Contract 1377 – Water Hammer Hazard Mitigation Program- Claiborne Ave Pumping Station and Off-Site improvements Between the Sewerage and Water Board of New Orleans and M.R. Pittman group, LLC                      |

## **CONTRACT AMENDMENTS (9)**

Page 48 R-143-2022	Authorization of Amendment No. 6 to the Agreement Between the Sewerage and Water Board of New Orleans and Black and Veatch Corporation for Design and Engineering Services for the East Bank Wastewater Treatment Plant Sludge Dryer Project
Page 52 R-144-2022	Authorization of Amendment No. 10 to the Agreement Between the Sewerage and Water Board of New Orleans and Arcadis U.S., Inc. for Design and Engineering Services for the Waterline Replacement Program
Page 56 R-146-2022	Authorization of Amendment No. 12 to the Agreement Between the Sewerage and Water Board of New Orleans and MWH Americas, Inc (predecessor in interest to Stantec. Consulting Services, Inc.). for Design and Engineering Services for the Waterline Replacement Program
Page 61 R-147-2022	Authorization of Amendment No. 2 to the Professional Services Agreement Between the Sewerage and Water Board of New Orleans and Pure Technologies U.S., Inc DBA Wachs Water Services for On-Call Water Valve Operations Services
Page 64 R-151-2022	Authorization of Amendment No. 10 to the Professional Services Agreement Between the Sewerage and Water Board of New Orleans and Lindfield Hunter and Junius, Inc
Page 67 R-158-2022	Authorization of Amendment No. 8 to the Professional Services Agreement Between the Sewerage and Water Board of New Orleans and G.E.C., Inc. for Design and Engineering Services for the Water Line Replacement Program
Page 71 R-162-2022	Authorization of Amendment No. 4 to the Professional Services Agreement Between the Sewerage and Water Board of New Orleans and Neel-Schaffer, Inc for Design and Engineering Services for Repairs to River Intake Fender Systems
Page 73 R-164-2022	Authorization of Amendment No. 2 to the Professional Services Agreement Between the Sewerage and Water Board of New Orleans and Backflow Preventions Services, Inc
Page 77 R-165-2022	Authorization of Amendment No. 13 to the Professional Services Agreement Between the Sewerage and Water Board of New Orleans and CH2M Hill Engineers, Inc. for Program Management, Design and Engineering Services for the Retrofit Power Plant Hazard Mitigation Grant Project

## **FINAL ACCEPTANCES (2)**

- Page 82 R-148-2022      Reconciliation and Final Acceptance of Contract 30109 – Sewer Pumping Station “A” Structural Rehabilitation Between the Sewerage and Water Board of New Orleans and Cycle Construction Co., Inc.
- Page 83 R-161-2022      Reconciliation and Final Acceptance of Contract 1403 – Demolition of abandoned C-7 and C-8 Basins and Other Site Improvements Site Between the Sewerage and Water Board of New Orleans and Cycle Construction Co., LLC.

**RESOLUTION TO APPROVE LIST OF FIRMS TO PROVIDE PROFESSIONAL DESIGN AND RELATED SERVICES**

**WHEREAS**, on April 21, 2022, the Sewerage and Water Board (the “Board”) advertised a Request for Qualifications (“RFQ”) for Firms to provide design and related services; and

**WHEREAS**, in response to the RFQ, the Board received sixty-eight (68) proposals by the June 17, 2022 due date; and

**WHEREAS**, on October 26, 2022, the Selection Evaluation Committee held an open meeting to review and evaluate the sixty-eight (68) firm qualifications across twenty-five (25) different project groups and categories.

**WHEREAS**, these referenced project groups and categories are as follows:

- Networks – Engineering and Design (1A), Construction Management (1B), Inspection (1C)
- Water Treatment and Pumping – Engineering and Design (2A), Construction Management (2B), Inspection (2C)
- Wastewater Treatment and Pumping – Engineering and Design (3A), Construction Management (3B), Inspection (3C)
- Stormwater Management – Engineering and Design (4A), Construction Management (4B), Inspection (4C)
- Electrical/Power Systems – Engineering and Design (5A), Construction Management (5B), Inspection (5C)
- Facilities/Buildings – Engineering and Design (6A), Construction Management (6B), Inspection (6C)
- SCADA and Instrumentation/Controls – Engineering and Design (7A), Construction Management (7B), Inspection (8C)
- Geotechnical Engineering – Engineering and Design (8A)
- Program Management (9D)
- Technical Consulting (10E)
- Planning Services (11F)

**WHEREAS**, that the Sewerage and Water Board of New Orleans hereby authorizes the Executive Director, on behalf of the Board to retain any of the below referenced qualified firms in their respective approved project groups as matters arise based on the scores distributed to each vendor, as outlined in the RFQ documents and associated addenda:

- |   |                                       |
|---|---------------------------------------|
| • AECOM Technical Services Inc.                     | • CDM Smith, Inc.                     |
| • AIMS Group, Inc.                                  | • MB3 Inc. DBA Civix                  |
| • All South Consulting Engineers, LLC               | • Concordia, LLC                      |
| • Arcadis U.S., Inc.                                | • CSRS, LLC                           |
| • Ardurra Group, Inc.                               | • Design Engineering, Inc.            |
| • Batture LLC                                       | • Digital Engineering & Imaging, Inc. |
| • Barowka and Bonura Engineers and Consultants, LLC | • ECM Consultants, Inc.               |
|   | • EJES Incorporated                   |

- Evans-Graves Engineers, Inc.
- EXP U.S. Services, Inc.
- C. H. Fenstermaker & Associates, L.L.C.
- Freese and Nichols, Inc.
- G.E.C., Inc.
- GreenPoint Engineering
- Gulf South Engineering and Testing, Inc.
- Hartman Engineering, Inc.
- HDR Engineering, Inc.
- HNTB Corporation
- Integrated Logistical Support, Inc. (ILSI Engineering)
- IMC Consulting Engineers, Inc.
- IMS Engineers, Inc.
- Infinity Engineering Consultants, LLC.
- ITS Regional, LLC
- Jacobs Engineering Group Inc.
- Julien Engineering and Consulting, Inc.
- Kyle Associates, LLC
- Linfield, Hunter & Junius, Inc.
- Markdesign, LLC
- Meyer Engineers, LTD
- Mott MacDonald, LLC
- MSMM Engineering, LLC
- Neal-Schaffer, Inc.
- N-Y Associates, Inc.
- Professional Engineering Consultants Corp.
- Pinnacle Engineering, LLC
- Pivotal Engineering, LLC
- Principal Engineering, Inc.
- Raftelis Financial Consultants, Inc.
- Remont Engineering & Design Group. LLC (RED Group, LLC)
- Richard C. Lambert Consultants, LLC
- SEL Engineering Services, Inc.
- Shread-Kuyrkendall & Associates, Inc.
- Spackman Mossop Michaels
- Stanley Consultants, Inc.
- Stantec Consulting Services Inc.
- Stratum Engineering, LLC
- Stuart Consulting Group, Inc.
- T. Baker Smith, LLC
- Trigon Associates, LLC
- Volkert, Inc.
- Waggoner Engineering, Inc. (A Trilon Company)
- Waggoner & Ball, LLC WBAE

**BE IT FURTHER RESOLVED**, that pursuant to the Board's Professional Service Policy No. 95 the Executive Director, President or President Pro-Tem are hereby authorized to execute, on behalf of the Sewerage and Water Board of New Orleans, agreements with the qualified firms.

---

I, Ghassan Korban, Executive Director,  
Sewerage and Water Board of New Orleans,  
do hereby certify that the above and foregoing  
is a true and correct copy of a Resolution adopted  
at the Regular Monthly Meeting of said Board,  
duly called and held, according to law, on  
December 14, 2022.

---

**Ghassan Korban,**  
**EXECUTIVE DIRECTOR**  
**SEWERAGE AND WATER BOARD OF NEW ORLEANS**

<b>Networks 1A</b> <b>Engineering and Design Services</b>	
<b>PROPOSER</b>	<b>Avg Score</b>
ISLI	89.40
Digital	88.40
AIMS Group, Inc.	87.80
ECM ConsultantsInc.	87.80
Hartman	87.20
All South	86.80
Mott MacDonald, LLC	86.80
MSMM	86.80
Richard C. Lambert	86.80
GreenPoint	86.40
Batture LLC	86.20
Meyer Engineers LTD	86.20
Neal-Schaffer, Inc.	86.20
Barowka and Bonura (BBEC)	85.80
Linfield, Hunter & Junius, Inc.	85.60
Evans-Graves Engineers, Inc.	85.40
HNTB	85.00
Principal	84.80
Stanley	84.40
Pivotal	84.00
Freese and Nichols, Inc.	83.60
EJES	83.20
Infinity	83.20
CDM Smith	82.80
N-Y	82.80
PEC	82.80
Ardurra Group, Inc.	82.60
Stantec	82.60
Design	82.40
Arcadis U.S., Inc.	82.00
AECOM	81.60
HDR	81.20
T. Baker Smith, LLC	80.80
Volkert, Inc.	80.80
C. H. Fenstermaker	80.60
Trigon	80.40
Jacobs	80.00
Shread-Kuyrkendall	78.80
Kyle	78.60
Pinnacle	77.20
Julien	74.60
ITS Regional, LLC	73.80

<b>Networks 1B</b> <b>Construction Management</b>	
<b>PROPOSER</b>	<b>Avg Score</b>
Integrated Logistical Support, Inc.	88.80
ECM Consultants, Inc.	88.60
AIMS Group, Inc.	88.40
Digital Engineering & Imaging, Inc.	87.80
Batture LLC	87.40
MSMM Engineering, LLC	87.40
Richard C. Lambert Consultants, LLC	87.40
Neal-Schaffer, Inc.	86.80
Meyer Engineers, LTD	86.60
GreenPoint Engineering	86.20
Hartman Engineering, Inc.	86.20
All South Consulting Engineers, LLC	86.00
Mott MacDonald, LLC	85.40
EJES Incorporated	85.20
Evans-Graves Engineers, Inc.	85.00
HNTB Corporation	85.00
Barowka and Bonura Engineers and	84.80
Stanley Consultants, Inc.	84.60
Linfield, Hunter & Junius, Inc.	84.40
Pivotal Engineering, LLC	84.00
CDM Smith Inc.	83.60
Infinity Engineering Consultants, LLC.	83.60
Professional Engineering Consultants	83.40
Principal Engineering, Inc.	83.40
Design Engineering, Inc.	83.00
Stantec Consulting Services Inc.	82.60
N-Y Associates, Inc.	82.00
Arcadis U.S., Inc.	81.80
Ardurra Group, Inc.	81.20
C. H. Fenstermaker & Associates	81.20
Jacobs Engineering Group Inc.	80.80
T. Baker Smith, LLC	80.00
Trigon Associates, LLC	79.20
Kyle Associates, LLC	79.00
Pinnacle Engineering, LLC	77.20
ITS Regional, LLC	77.00
Julien Engineering and Consulting, Inc.	75.00



<b>Networks 1C</b> <b>Inspection Services</b>	
<b>PROPOSER</b>	<b>Avg Score</b>
AIMS Group, Inc.	88.60
Digital Engineering & Imaging, Inc.	87.80
Integrated Logistical Support, Inc.	87.80
ECM Consultants, Inc.	87.20
All South Consulting Engineers, LLC	87.00
Barowka and Bonura Engineers and	87.00
Batture LLC	86.80
GreenPoint Engineering	86.80
Meyer Engineers, LTD	86.80
Richard C. Lambert Consultants, LLC	86.80
Hartman Engineering, Inc.	86.60
MSMM Engineering, LLC	86.40
HNTB Corporation	85.60
Mott MacDonald, LLC	85.60
Linfield, Hunter & Junius, Inc.	85.20
Neal-Schaffer, Inc.	85.20
Evans-Graves Engineers, Inc.	85.00
Stanley Consultants, Inc.	84.40
Pivotal Engineering, LLC	84.00
Infinity Engineering Consultants, LLC.	83.80
EJES Incorporated	83.60
Principal Engineering, Inc.	83.60
Design Engineering, Inc.	83.00
Professional Engineering Consultants	83.00
C. H. Fenstermaker & Associates, L.L.C.	82.80
CDM Smith Inc.	82.40
Arcadis U.S., Inc.	82.00
N-Y Associates, Inc.	81.60
Jacobs Engineering Group Inc.	80.60
Kyle Associates, LLC	80.60
T. Baker Smith, LLC	80.60
Trigon Associates, LLC	79.60
ITS Regional, LLC	77.80
Stratum Engineering, LLC	77.20
Pinnacle Engineering, LLC	76.60
Julien Engineering and Consulting, Inc.	70.80

<b>Water Treatment 2A</b> <b>Engineering and Design Services</b>	
<b>PROPOSER</b>	<b>Avg Score</b>
Stanley Consultants, Inc.	86.20
Digital	84.20
AECOM	84.00
Freese and Nichols, Inc.	84.00
Infinity	84.00
CDM Smith Inc.	82.80
Mott MacDonald, LLC	82.00
Professional Engineering Consultants	82.00
Linfield, Hunter & Junius, Inc.	81.20
Waggoner Engineering, Inc. (A Trilon	81.20
Pivotal Engineering, LLC	80.80
C. H. Fenstermaker	80.60
HDR	80.40
Arcadis U.S., Inc.	79.80
Jacobs	79.80
Barowka and Bonura (BBEC)	79.40
Shread-Kuyrkendall & Associates, Inc.	79.20
Trigon Associates, LLC	79.00
Kyle	78.80
Hartman	77.80
Volkert, Inc.	77.80
Meyer	77.60
N-Y	77.60
Stantec Consulting Services Inc.	77.40
Ardurra Group, Inc.	76.20
AIMS Group, Inc.	70.00

<b>Water Treatment 2B Construction Management</b>	
<b>PROPOSER</b>	<b>Avg Score</b>
Stanley Consultants, Inc.	85.20
Digital Engineering & Imaging, Inc.	84.00
Infinity Engineering Consultants, LLC.	82.80
Professional Engineering Consultants	82.00
CDM Smith Inc.	81.80
Arcadis U.S., Inc.	80.40
Stantec Consulting Services Inc.	80.40
Waggoner Engineering, Inc. (A Trilon	80.40
Mott MacDonald, LLC	80.20
C. H. Fenstermaker & Associates, L.L.C.	80.00
Jacobs Engineering Group Inc.	80.00
Kyle Associates, LLC	78.80
Pivotal Engineering, LLC	78.80
Barowka and Bonura Engineers and	78.60
Trigon Associates, LLC	78.40
Linfield, Hunter & Junius, Inc.	78.20
Meyer Engineers, LTD	78.20
Hartman Engineering, Inc.	77.80
N-Y Associates, Inc.	77.40
Ardurra Group, Inc.	75.60
AIMS Group, Inc.	71.60

<b>Water Treatment 2C Inspection Services</b>	
<b>PROPOSER</b>	<b>Avg Score</b>
Digital Engineering & Imaging, Inc.	84.20
Stanley Consultants, Inc.	84.20
Infinity Engineering Consultants, LLC.	83.20
CDM Smith Inc.	81.60
Professional Engineering Consultants	81.60
Arcadis U.S., Inc.	80.60
Mott MacDonald, LLC	80.40
Waggoner Engineering, Inc. (A Trilon	80.40
C. H. Fenstermaker & Associates, L.L.C.	79.60
Jacobs Engineering Group Inc.	79.60
Barowka and Bonura Engineers and	79.00
Trigon Associates, LLC	79.00
Kyle Associates, LLC	78.80
Linfield, Hunter & Junius, Inc.	78.80
Meyer Engineers, LTD	78.80
Pivotal Engineering, LLC	78.80
Hartman Engineering, Inc.	78.00
N-Y Associates, Inc.	77.40
AIMS Group, Inc.	70.80
Stratum Engineering, LLC	70.00

<b>Wastewater Treatment 3A Engineering and Design Services</b>	
<b>PROPOSER</b>	<b>Avg Score</b>
GreenPoint Engineering	87.40
All South Consulting Engineers, LLC	86.80
AECOM	85.60
MSMM Engineering, LLC	85.40
Meyer Engineers, LTD	85.20
Digital Engineering & Imaging, Inc.	84.80
Stanley Consultants, Inc.	84.40
Mott MacDonald, LLC	83.80
Freese and Nichols, Inc.	83.60
Infinity Engineering Consultants, LLC.	83.00
Professional Engineering Consultants	83.00
CDM Smith Inc.	82.80
Ardurra Group, Inc.	82.20
Pivotal Engineering, LLC	82.20
AIMS Group, Inc.	81.80
N-Y Associates, Inc.	81.60
Evans-Graves Engineers, Inc.	81.40
Hartman Engineering, Inc.	80.60
Stantec Consulting Services Inc.	80.60
Jacobs Engineering Group Inc.	80.20
C. H. Fenstermaker & Associates, L.L.C.	79.80
Volkert, Inc.	79.60
Waggoner Engineering, Inc. (A Trilon	79.40
Kyle Associates, LLC	79.20
Linfield, Hunter & Junius, Inc.	79.20
Trigon Associates, LLC	79.20
HDR Engineering, Inc.	78.40
Barowka and Bonura Engineers and	78.20
Shread-Kuyrkendall & Associates, Inc.	78.20
Stuart Consulting Group, Inc.	77.00
Pinnacle Engineering, LLC	73.80

<b>Wastewater Treatment 3B Construction Management</b>	
<b>PROPOSER</b>	<b>Avg Score</b>
GreenPoint Engineering	88.60
All South Consulting Engineers, LLC	86.80
MSMM Engineering, LLC	86.40
Meyer Engineers, LTD	85.40
Digital Engineering & Imaging, Inc.	84.80
Stanley Consultants, Inc.	84.20
Ardurra Group, Inc.	83.40
AIMS Group, Inc.	83.20
Professional Engineering Consultants	83.00
Pivotal Engineering, LLC	82.80
Mott MacDonald, LLC	82.40
CDM Smith Inc.	82.00
Evans-Graves Engineers, Inc.	82.00
Infinity Engineering Consultants, LLC.	82.00
Barowka and Bonura Engineers and	81.20
Hartman Engineering, Inc.	81.20
Stantec Consulting Services Inc.	80.80
N-Y Associates, Inc.	80.60
Jacobs Engineering Group Inc.	80.40
Linfield, Hunter & Junius, Inc.	80.00
Trigon Associates, LLC	79.60
Waggoner Engineering, Inc. (A Trilon	79.00
C. H. Fenstermaker & Associates, L.L.C.	78.80
Kyle Associates, LLC	78.60
Stuart Consulting Group, Inc.	77.40
Pinnacle Engineering, LLC	74.00

<b>Wastewater Treatment 3C Inspection Services</b>	
<b>PROPOSER</b>	<b>Avg Score</b>
GreenPoint Engineering	87.20
MSMM Engineering, LLC	86.60
All South Consulting Engineers, LLC	86.00
Digital Engineering & Imaging, Inc.	84.80
Meyer Engineers, LTD	84.60
Stanley Consultants, Inc.	84.20
Barowka and Bonura Engineers and	84.00
AIMS Group, Inc.	83.20
Professional Engineering Consultants	83.00
Pivotal Engineering, LLC	82.80
Mott MacDonald, LLC	82.60
CDM Smith Inc.	82.00
Infinity Engineering Consultants, LLC.	81.80
Evans-Graves Engineers, Inc.	81.40
Hartman Engineering, Inc.	81.20
N-Y Associates, Inc.	81.20
Jacobs Engineering Group Inc.	80.40
Linfield, Hunter & Junius, Inc.	80.00
Trigon Associates, LLC	79.60
Waggoner Engineering, Inc. (A Trilon	79.00
C. H. Fenstermaker & Associates, L.L.C.	78.20
Kyle Associates, LLC	77.80
Pinnacle Engineering, LLC	73.80
Stratum Engineering, LLC	70.20

<b>Stormwater Treatment 4A Engineering and Design Services</b>	
<b>PROPOSER</b>	<b>Avg Score</b>
Ardurra Group, Inc.	91.20
AECOM	88.20
All South Consulting Engineers, LLC	88.00
Linfield, Hunter & Junius, Inc.	87.80
MSMM Engineering, LLC	86.80
ECM Consultants, Inc.	86.60
Integrated Logistical Support, Inc. (ISLI	86.60
Batture LLC	86.20
Digital Engineering & Imaging, Inc.	86.20
GreenPoint Engineering	86.20
Meyer Engineers, LTD	85.80
Neal-Schaffer, Inc.	85.80
Barowka and Bonura Engineers and	85.40
CDM Smith Inc.	85.20
Freese and Nichols, Inc.	85.20
Richard C. Lambert Consultants, LLC	85.20
Waggoner & Ball, LLC (WBAE)	85.20
N-Y Associates, Inc.	84.80
AIMS Group, Inc.	84.60
Evans-Graves Engineers, Inc.	83.80
Spackman Mossop Michaels	83.80
C. H. Fenstermaker & Associates, L.L.C.	83.60
HNTB Corporation	83.60
Mott MacDonald, LLC	83.60
Infinity Engineering Consultants, LLC.	83.20
Hartman Engineering, Inc.	82.80
Arcadis U.S., Inc.	82.60
Professional Engineering Consultants	82.60
Pivotal Engineering, LLC	82.00
Stanley Consultants, Inc.	81.80
T. Baker Smith, LLC	81.80
HDR Engineering, Inc.	81.40
Design Engineering, Inc.	81.20
Stantec Consulting Services Inc.	80.80
Volkert, Inc.	79.40
Waggoner Engineering, Inc. (A Trilon	79.40
Stuart Consulting Group, Inc.	79.00
Jacobs Engineering Group Inc.	78.80
Kyle Associates, LLC	78.80
Shread-Kuyrkendall & Associates, Inc.	77.20
Pinnacle Engineering, LLC	75.80
Julien Engineering and Consulting, Inc.	74.40

<b>Stormwater Treatment 4B Construction Management</b>	
<b>PROPOSER</b>	<b>Avg Score</b>
Ardurra Group, Inc.	89.80
All South Consulting Engineers, LLC	88.80
ECM Consultants, Inc.	87.00
Batture LLC	86.80
Digital Engineering & Imaging, Inc.	86.80
GreenPoint Engineering	86.80
Integrated Logistical Support, Inc. (ISLI	86.80
Linfield, Hunter & Junius, Inc.	86.80
Meyer Engineers, LTD	85.80
Richard C. Lambert Consultants, LLC	85.60
Barowka and Bonura Engineers and	85.40
Neal-Schaffer, Inc.	85.00
MSMM Engineering, LLC	84.80
N-Y Associates, Inc.	84.40
AIMS Group, Inc.	84.20
Mott MacDonald, LLC	84.00
Evans-Graves Engineers, Inc.	83.80
Hartman Engineering, Inc.	83.80
CDM Smith Inc.	83.60
HNTB Corporation	83.40
C. H. Fenstermaker & Associates, L.L.C.	83.00
Infinity Engineering Consultants, LLC.	83.00
Arcadis U.S., Inc.	82.20
Stanley Consultants, Inc.	82.00
Stantec Consulting Services Inc.	82.00
Pivotal Engineering, LLC	81.80
T. Baker Smith, LLC	81.80
Design Engineering, Inc.	81.40
Professional Engineering Consultants	81.20
Waggoner Engineering, Inc. (A Trilon	79.60
Stuart Consulting Group, Inc.	79.00
Kyle Associates, LLC	78.60
Jacobs Engineering Group Inc.	78.40
Pinnacle Engineering, LLC	76.00
Julien Engineering and Consulting, Inc.	74.80



<b>Stormwater Treatment 4C Inspection Services</b>	
<b>PROPOSER</b>	<b>Avg Score</b>
All South Consulting Engineers, LLC	88.20
Digital Engineering & Imaging, Inc.	87.20
ECM Consultants, Inc.	87.00
GreenPoint Engineering	87.00
MSMM Engineering, LLC	87.00
Batture LLC	86.80
Integrated Logistical Support, Inc. (ISLI	86.60
Meyer Engineers, LTD	86.60
Linfield, Hunter & Junius, Inc.	86.00
Neal-Schaffer, Inc.	86.00
Richard C. Lambert Consultants, LLC	86.00
Barowka and Bonura Engineers and	85.00
CDM Smith Inc.	85.00
Mott MacDonald, LLC	84.80
AIMS Group, Inc.	84.60
Evans-Graves Engineers, Inc.	84.60
Hartman Engineering, Inc.	83.80
N-Y Associates, Inc.	83.80
C. H. Fenstermaker & Associates, L.L.C.	83.40
HNTB Corporation	83.40
Infinity Engineering Consultants, LLC.	82.80
Arcadis U.S., Inc.	82.60
Professional Engineering Consultants	82.20
Pivotal Engineering, LLC	82.20
Design Engineering, Inc.	81.80
Stanley Consultants, Inc.	81.80
T. Baker Smith, LLC	81.60
Waggoner Engineering, Inc. (A Trilon	79.80
Jacobs Engineering Group Inc.	78.80
Kyle Associates, LLC	78.40
Stratum Engineering, LLC	77.60
Pinnacle Engineering, LLC	76.00
Julien Engineering and Consulting, Inc.	74.40

<b>ElectricalPower Systems 5A Engineering and Design Services</b>	
<b>PROPOSER</b>	<b>Avg Score</b>
AECOM	85.00
Freese and Nichols, Inc.	84.00
IMC Consulting Engineers, Inc.	84.00
Infinity Engineering Consultants, LLC.	83.00
Stanley Consultants, Inc.	82.40
G.E.C., Inc.	82.20
Pivotal Engineering, LLC	81.60
Jacobs Engineering Group Inc.	79.40
Volkert, Inc.	76.60

<b>ElectricalPower Systems 5B Construction Management</b>	
<b>PROPOSER</b>	<b>Avg Score</b>
Infinity Engineering Consultants, LLC.	82.00
Pivotal Engineering, LLC	82.00
Stanley Consultants, Inc.	82.00
G.E.C., Inc.	81.00
Jacobs Engineering Group Inc.	78.80

<b>ElectricalPower Systems 5C Inspection Services</b>	
<b>PROPOSER</b>	<b>Avg Score</b>
Infinity Engineering Consultants, LLC.	83.20
Stanley Consultants, Inc.	83.00
Pivotal Engineering, LLC	82.00
G.E.C., Inc.	81.00
Jacobs Engineering Group Inc.	79.00

Facilities Building 6A Engineering and Design Services	
PROPOSER	Avg Score
Linfield, Hunter & Junius, Inc.	86.80
Design Engineering, Inc.	85.80
AECOM	85.40
Meyer Engineers, LTD	84.80
Infinity Engineering Consultants, LLC.	84.60
ECM Consultants, Inc.	83.80
Waggonner & Ball, LLC (WBAE)	83.60
Pivotal Engineering, LLC	83.00
N-Y Associates, Inc.	82.60
Integrated Logistical Support, Inc. (ISLI	82.20
Markdesign, LLC	80.80
Batture LLC	79.60
CDM Smith Inc.	79.60
Jacobs Engineering Group Inc.	79.20
Evans-Graves Engineers, Inc.	79.00
HDR Engineering, Inc.	78.60
Barowka and Bonura Engineers and	78.00
Remont Engineering & Design Group	75.60
Julien Engineering and Consulting, Inc.	71.80

Facilities Building 6B Construction Management	
PROPOSER	Avg Score
Linfield, Hunter & Junius, Inc.	87.80
Meyer Engineers, LTD	85.60
Infinity Engineering Consultants, LLC.	85.40
Design Engineering, Inc.	84.60
Pivotal Engineering, LLC	83.60
ECM Consultants, Inc.	83.40
Integrated Logistical Support, Inc. (ISLI	82.00
N-Y Associates, Inc.	82.00
CDM Smith Inc.	80.80
Batture LLC	79.40
Jacobs Engineering Group Inc.	79.40
Evans-Graves Engineers, Inc.	79.20
Barowka and Bonura Engineers and	78.00
Remont Engineering & Design Group	75.60
Julien Engineering and Consulting, Inc.	71.80

Facilities Building 6C Inspection Services	
PROPOSER	Avg Score
Linfield, Hunter & Junius, Inc.	86.40
Meyer Engineers, LTD	86.20
Design Engineering, Inc.	85.60
Infinity Engineering Consultants, LLC.	85.00
Integrated Logistical Support, Inc. (ISLI	83.60
ECM Consultants, Inc.	83.40
Pivotal Engineering, LLC	83.00
N-Y Associates, Inc.	82.40
CDM Smith Inc.	80.20
Batture LLC	79.60
Evans-Graves Engineers, Inc.	79.00
Jacobs Engineering Group Inc.	78.80
Barowka and Bonura Engineers and	78.00
Remont Engineering & Design Group	76.00
Julien Engineering and Consulting, Inc.	71.80

<b>SCADA and Instrumentation 7A Engineering and Design Services</b>	
<b>PROPOSER</b>	<b>Avg Score</b>
Stanley Consultants, Inc.	84.80
SEL Engineering Services, Inc.	84.40
CDM Smith Inc.	84.20
Remont Engineering & Design Group	83.60
Jacobs Engineering Group Inc.	82.20
IMC Consulting Engineers, Inc.	81.20
AECOM	80.40
Infinity Engineering Consultants, LLC.	80.40
Pivotal Engineering, LLC	79.00

<b>SCADA and Instrumentation 7B Construction Management</b>	
<b>PROPOSER</b>	<b>Avg Score</b>
CDM Smith Inc.	84.60
Stanley Consultants, Inc.	84.40
Remont Engineering & Design Group	82.80
Jacobs Engineering Group Inc.	82.40
Infinity Engineering Consultants, LLC.	81.40
Pivotal Engineering, LLC	80.20

<b>SCADA and Instrumentation 7C Inspection Services</b>	
<b>PROPOSER</b>	<b>Avg Score</b>
CDM Smith Inc.	84.40
Stanley Consultants, Inc.	84.00
Remont Engineering & Design Group	83.80
SEL Engineering Services, Inc.	83.20
Jacobs Engineering Group Inc.	82.40
Infinity Engineering Consultants, LLC.	81.40
Pivotal Engineering, LLC	79.80

<b>Geotechnical Engineering 8A Engineering and Design Services</b>	
<b>PROPOSER</b>	<b>Avg Score</b>
Gulf South	89.20
Stratum	81.60
HNTB	80.00
Jacobs	77.40

<b>Program Management 9D</b>	
<b>PROPOSER</b>	<b>Avg Score</b>
Freese and Nichols, Inc.	87.60
Ardurra Group, Inc.	86.00
Digital	86.00
AECOM	83.60
Mott MacDonald, LLC	83.00
CDM Smith Inc.	82.60
MB3 Inc. DBA Civix	82.60
CSRS. LLC	81.60
Pivotal	81.60
Jacobs	81.40
HNTB	80.40
Trigon	80.40
Raftelis	80.00
Waggoner Engineering	80.00
Evans-Graves	79.60
Stantec	79.60
Barowka and Bonura (BBEC)	79.40
HDR	78.80
ISLI	77.60
Linfield, Hunter & Junius, Inc.	77.20
Stuart	72.60

Technical Consulting 10E	
PROPOSER	Avg Score
Stanley Consultants, Inc.	84.20
Digital Engineering & Imaging, Inc.	83.80
Jacobs Engineering Group Inc.	83.40
SEL Engineering Services, Inc.	83.40
Remont Engineering & Design Group	82.80
Stantec Consulting Services Inc.	79.80
C. H. Fenstermaker & Associates, L.L.C.	79.40
Ardurra Group, Inc.	78.60
CDM Smith Inc.	76.20
Raftelis Financial Consultants, Inc.	75.80
CSRS. LLC	75.40

Planning Services 11F	
PROPOSER	Avg Score
GreenPoint Engineering	85.80
Freese and Nichols, Inc.	85.60
Waggoner & Ball, LLC (WBAE)	84.40
Mott MacDonald, LLC	83.20
Jacobs Engineering Group Inc.	82.80
Ardurra Group, Inc.	82.60
Stanley Consultants, Inc.	82.40
HDR Engineering, Inc.	82.00
MB3 Inc. DBA Civix	81.80
CDM Smith Inc.	81.20
CSRS. LLC	81.00
HNTB Corporation	81.00
Stantec Consulting Services Inc.	80.40
Digital Engineering & Imaging, Inc.	80.00
Raftelis Financial Consultants, Inc.	79.80
Concordia, LLC	75.40
AIMS Group, Inc.	70.40

**CONTRACT 30233 – CARROLLTON BASIN No. 4 SEWER REHABILITATION**

---

**WHEREAS**, the Sewerage and Water Board of New Orleans advertised on October 6, 2022, according to public bid law, a Request for Bids for Contract 30233 – Carrollton Basin No. 4 Sewer Rehabilitation: and

**WHEREAS**, four (4) bids were received on November 9, 2022, in the amount of \$17,692,558.00, \$17,184,637.00, \$17,390,847.00, \$16,838,519.00, and \$16,926,217.00 respectively; and

**WHEREAS**, these bids were evaluated, and the bid amounts were acceptable according to the Engineer's Opinion of Probable Cost;

**NOW, THEREFORE BE IT RESOLVED**, that the responsible and responsive low bid is hereby accepted, and contract awarded therefore to **Palmisano Construction, LLC** in the amount of \$16,838,519.00.

---

I, Ghassan Korban, Executive Director,  
Sewerage and Water Board of New Orleans,  
do hereby certify that the above and foregoing  
is a true and correct copy of a resolution adopted  
at the Regular Meeting of said Board,  
duly called and held, according to law, on  
December 14, 2022.

---

**Ghassan Korban,**  
EXECUTIVE DIRECTOR  
SEWERAGE AND WATER BOARD OF NEW ORLEANS



**Sewerage and Water Board of New Orleans  
BOARD OF DIRECTORS CONTRACTOR FACT SHEET**



**ACTION REQUESTED**

**CONTRACT AWARD**

**30233 - Carrollton Basin No. 4 Sewer Rehabilitation**

Approval to execute a contract between the Sewerage and Water Board and Hard Rock Construction, LLC in the amount of \$16,838,519.00

**CONTRACTOR/SUB/VENDOR INFORMATION**

		DBE PARTICIPATION	
PRIME	SUBS	TARGET	
<i>Hard Rock Construction, LLC</i>	<i>Mitchell Contracting, Inc.</i>	16.38%	
	<i>EFT Diversified, Inc</i>	15.97%	
	<i>B.E.F. Construction, LLC</i>	1.75%	
	<i>Blue Flash Sewer Service, Inc.</i>	1.91%	
Total		36.01%	

**DESCRIPTION AND PURPOSE**

Original Contract Value	\$16,838,519.00
Has a NTP been Issued	No
Total Contract Value	\$16,838,519.00
Proposed Contract Completion Date	

**Purpose and Scope of the Contract:**

*Contract 30233, as a part of the Carrollton Consent Decree from the EPA, consists of the rehabilitation of existing main line sanitary sewers via mainline cleaning and CCTV inspections, excavated point repairs, full length main line replacements, house connection service lateral replacements, full-length Cured-in-Place Pipe (CIPP) lining, service lateral Cured-in-Place Pipe (CIPP) lining and manhole rehabilitation. Work also includes associated interim and final pavement restoration.*

**Spending to Date:**

Cumulative Contract Amount (as of 12/21/2022)	\$16,838,519.00
Cumulative Contract Spending (as of 12/21/2022)	\$0.00

**Contractor's Past Performance:**

*Initial award.*

**PROCUREMENT INFORMATION**

Contract Type	Base Bid	Award Based On	Lowest Competitive Bid
Commodity	Public Works Construction	Contract Number	30233
Contractor Market	Public Bid		
Compliance with Procurement Laws?	Yes <input checked="" type="checkbox"/> No <input type="checkbox"/>	CMRC Date (if nec.):	

**BUDGET INFORMATION**

<b>Funding</b>	317-08	<b>Department</b>	Network Engineering
<b>System</b>	Sewer	<b>Project Manager</b>	Kevin Braxton
<b>Job Number</b>		<b>Purchase Order #</b>	TBD

**ESTIMATED FUND SOURCE**

<b>User</b>	<b>Share%</b>	<b>Dollar Amount</b>	<b>Reimbursable?</b>
Sewer System		\$ 16,838,519.00	WIFIA
Water System			
Drainage System			
<b>TOTAL</b>		\$ 16,838,519.00	

I certify that this contract action complies with all Sewerage and Water Board procurement policies and guidance, ethics rules and meets necessary regulatory requirements, including compliance with financing sources.

\_\_\_\_\_  
**Kevin Braxton, P.E.**  
**Network Engineering**

**RATIFICATION OF CHANGE ORDER NO. 7 FOR CONTRACT 3799-  
INSTALLATION OF SLUDGE DRYER AT THE EAST BANK WASTEWATER  
TREATMENT PLANT**

**WHEREAS**, on August 29, 2018 the Sewerage and Water Board (S&WB) entered into Contract 3799 with Industrial and Mechanical Contractors, Inc. (IMC) in the amount of \$3,667,900.00 for Installation of the Sludge Dryer at the EBWWTP; and,

**WHEREAS**, Change Order #1 was ratified in the amount of \$3,102.80 on September 11, 2019; and,

**WHEREAS**, Change Order #2 added 90 days to the Contract Time and made the new contract completion date August 3, 2020; and,

**WHEREAS**, Change Order #3 was ratified in the amount of \$13,915.00 on May 13, 2020; and,

**WHEREAS**, Change Order #4 was ratified in the amount of \$92,681.79 on December 16, 2020; and,

**WHEREAS**, Change Order #5 was ratified in the amount of \$222,015.07 on July 21, 2021; and,

**WHEREAS**, Change Order #6 was ratified in the amount of \$201,357.66 on September 21, 2022; and,

**WHEREAS**, Change Order #7 includes costs associated with Industrial Furnace Co. and OnSpec's evaluation of system controls for damage due to Hurricane Ida, IMC's assistance with site assessments following the storm, materials costs, and electrical assistance from Barns Electric; and,

**WHEREAS**, this Change Order, in the amount of \$238,685.77, brings the accumulated contract change order total to 21.0% of the original contract value; and,

**NOW, THEREFORE BE IT RESOLVED**, the approval of Change Order No. 7 for Contract 3799 is hereby approved in the amount of \$238,685.77 by the Sewerage and Water Board of New Orleans, bringing the accumulated Contract Total to \$4,439,658.09.

---

I, Ghassan Korban, Executive Director,  
Sewerage and Water Board of New Orleans,  
do hereby certify that the above and foregoing  
is a true and correct copy of a resolution adopted  
at the Regular Meeting of said Board,  
duly called and held, according to law, on  
December 14, 2022.

---

**Ghassan Korban**  
EXECUTIVE DIRECTOR  
SEWERAGE AND WATER BOARD OF NEW ORLEANS

**Sewerage and Water Board of New Orleans  
BOARD OF DIRECTORS CONTRACTOR FACT SHEET**



**ACTION REQUESTED**

**CONTRACT CHANGE ORDER No. 7  
Contract 3799 - Sludge Dryer Install at the EBWWTP**

Approval to modify Contract #3799 Installation of the Sludge Dryer at the East Bank Wastewater Treatment Plan, between the Sewerage and Water Board and Industrial and Mechanical Contractors (IMC), in the amount of \$238,685.77.

**CONTRACTOR/SUB/VENDOR INFORMATION**

		DBE PARTICIPATION	
PRIME	SUBS	TARGET	ACTUAL
IMC	Ashley Savarino Unlimited	38.00%	37.89%
Total		38.00%	37.89%

**DESCRIPTION AND PURPOSE**

Original Contract Value	\$3,667,900.00
Previous Change Orders	\$533,072.32
% Change of Contract To Date	14.5%
Value of Requested Change	\$238,685.77
% For This Change Order	6.5%
Has a NTP been Issued	Yes
<b>Total Revised Contract Value</b>	<b>\$4,439,658.09</b>
% Total Change of Contract	21.0%
Original Contract Completion Date	5/3/2020
Previously Approved Extensions (Days)	307
Time Extension Requested (Days)	20
<b>Proposed Contract Completion Date</b>	<b>3/26/2021</b>

**Purpose and Scope of the Contract:**

*The Original SOW was to install a sludge dryer in the Solids Building at the East Bank Wastewater Treatment Plant. The sludge dryer was previously purchased in a separate contract.*

**Reason for Change:**

Error/Omission <input type="checkbox"/>	Differing Site Condition <input type="checkbox"/>	Regulatory Requirement <input type="checkbox"/>
Design Change <input type="checkbox"/>	Other <u>Hurricane Ida</u> <input checked="" type="checkbox"/>	

CO 14.1 Furnish labor for a four man crew to provide assistance prior to the Komline-Sanderson site visit. **Cost: \$30,200.00**

**Contract Days: 10**

CO 14.2 Furnish labor for a four man crew to provide assistance during the Komline-Sanderson site visit. **Cost: \$30,200.00 Contract**

**Days: 10**

CO 14.3 Includes materials costs. **Cost: \$2,000.00 Contract Days: 0**

CO 14.4 Involves IFCO/OnSpec Incinerator & PLC Dryer checkout. **Cost: \$171,285.77 Contract Days: 0**

CO 14.5 Involves electrical assistance from Barns Electric. **Cost: \$5,000.00 Contract Days: 0**

**Spending to Date:**

Cumulative Contract Amount (as of 10/31/2022)	\$4,200,972.32
Cumulative Contract Spending (as of 10/31/2022)	\$3,730,917.80

**Contractor's Past Performance:**

*The contractor's timeliness of deliverables, conformance to SWBNO policies and procedures, and quality meet expectations.*

**PROCUREMENT INFORMATION**

Contract Type	Base Bid	Award Based On	Lowest Competitive Bid
Commodity	Public Works Construction	Contract Number	3799
Contractor Market	Public Bid with DBE participation		
Compliance with Procurement Laws?	Yes <input checked="" type="checkbox"/> No <input type="checkbox"/>	CMRC Date (if nec.):	10/27/2022

**BUDGET INFORMATION**

Funding	CP 348 -06	Department	Env Affairs
System	Sewer / FEMA	Project Manager	Felicia Bergeron
Job Number	03799XXX	Purchase Order #	6000084 PG2020

**ESTIMATED FUND SOURCE**

User	Share%	Dollar Amount	Reimbursable?
Sewer System	100	\$238,685.77	Yes
Water System			
Drainage System			
<b>TOTAL</b>		\$ 238,685.77	

I certify that this contract action complies with all Sewerage and Water Board procurement policies and guidance, ethics rules and meets necessary regulatory requirements, including compliance with financing sources.

\_\_\_\_\_  
*Felicia Bergeron*  
*Principal Engineer*  
*Env Affairs*

**RATIFICATION OF CHANGE ORDER NO. 2 FOR CONTRACT 30108-  
PROCUREMENT OF SLUDGE DRYER AT THE EAST BANK WASTEWATER  
TREATMENT PLANT**

**WHEREAS**, on October 4, 2016 the Sewerage and Water Board (S&WB) entered into Contract 30108 with Komline-Sanderson in the amount of \$3,885,000.00 for Procurement of the Sludge Dryer at the EBWWTP; and,

**WHEREAS**, Change Order #1 was ratified in the amount of \$185,518.78 on January 15, 2020; and,

**WHEREAS**, Change Order #2 includes costs associated with Komline-Sanderson's site assessments following Hurricane Ida, field service by Schwing Bioset, Inc., and replacement of various equipment damaged during Hurricane Ida; and,

**WHEREAS**, this change order, in the amount of \$68,079.25, brings the accumulated contract change order total to 6.5% of the original contract value; and,

**NOW, THEREFORE BE IT RESOLVED**, the approval of Change Order No. 2 for Contract 30108 in the amount of \$68,079.25 is hereby approved by the Sewerage and Water Board of New Orleans bringing the accumulated Contract Total to \$4,138,598.03.

---

I, Ghassan Korban, Executive Director,  
Sewerage and Water Board of New Orleans,  
do hereby certify that the above and foregoing  
is a true and correct copy of a resolution adopted  
at the Regular Meeting of said Board,  
duly called and held, according to law, on  
December 14, 2022.

---

**Ghassan Korban**  
EXECUTIVE DIRECTOR  
SEWERAGE AND WATER BOARD OF NEW ORLEANS

**Sewerage and Water Board of New Orleans  
BOARD OF DIRECTORS CONTRACTOR FACT SHEET**



**ACTION REQUESTED**

**CONTRACT CHANGE ORDER NO. 2**

**Contract 30108 - Sludge Dryer Procurement at the EBWWTP**

Approval to modify Contract #30108 Procurement of the Sludge Dryer at the East Bank Wastewater Treatment Plan, between the Sewerage and Water Board and Komline-Sanderson (K-S), in the amount of \$68,079.25.

**CONTRACTOR/SUB/VENDOR INFORMATION**

		DBE PARTICIPATION	
PRIME	SUBS	TARGET	ACTUAL
K-S		0.00%	0.00%
Total		0.00%	0.00%

**DESCRIPTION AND PURPOSE**

Original Contract Value	\$3,885,000.00
Previous Change Orders	\$185,518.78
% Change of Contract To Date	4.8%
Value of Requested Change	\$68,079.25
% For This Change Order	1.8%
Has a NTP been Issued	Yes
<b>Total Revised Contract Value</b>	<b>\$4,138,598.03</b>
% Total Change of Contract	6.5%
Original Contract Completion Date	11/26/2017
Previously Approved Extensions (Days)	749
Time Extension Requested (Days)	1355
<b>Proposed Contract Completion Date</b>	<b>8/31/2023</b>

**Purpose and Scope of the Contract:**

*The purpose of this contract is to supply a Sludge Dryer.*

**Reason for Change:**

Error/Omission <input type="checkbox"/>	Differing Site Condition <input type="checkbox"/>	Regulatory Requirement <input type="checkbox"/>
Design Change <input type="checkbox"/>	Other <u>Hurricane Ida</u> <input checked="" type="checkbox"/>	

CO 6.1 Furnish labor for two service technicians for a period of 20 days. **Cost: \$38,430.00 Contract Days: 0**

CO 6.2 Furnish labor for Schwing Bioset field service. **Cost: \$9,309.25 Contract Days: 0**

CO 6.3 Involves installing 2 Magnetrol level switches. **Cost: \$3,320.00 Contract Days: 0**

CO 6.4 Involves installing 17 replacement solenoid valves. **Cost: \$2,618.00 Contract Days: 0**

CO 6.5 Involves installing a 1" Deluge air operated control valve. **Cost: \$677.00 Contract Days: 0**

CO 6.6 Involves installing a Schwing control panel AC unit. **Cost: \$10,955.00 Contract Days: 0**

CO 6.7 Involves replacement of the Thermal Oil Fill Pump as a result of Hurricane Ida. **Cost: \$2,770 Contract Days: 0**



**Spending to Date:**

Cumulative Contract Amount (as of 10/31/2022)	\$4,070,518.78
Cumulative Contract Spending (as of 10/31/2022)	\$3,661,585.78

**Contractor's Past Performance:**

*The contractor's timeliness of deliverables, conformance to SWBNO policies and procedures, and quality meet expectations.*

**PROCUREMENT INFORMATION**

Contract Type	Base Bid	Award Based On	Lowest Competitive Bid
Commodity	Goods and Services	Contract Number	30108
Contractor Market	Public Bid		
Compliance with Procurement Laws?	Yes <input checked="" type="checkbox"/> No <input type="checkbox"/>	CMRC Date (if nec.):	10/27/2022

**BUDGET INFORMATION**

Funding	CAP 348-06	Department	Env Affairs
System	Sewer / FEMA	Project Manager	Felicia Bergeron
Job Number	30108FEM	Purchase Order #	6000053 PG2019

**ESTIMATED FUND SOURCE**

User	Share%	Dollar Amount	Reimbursable?
Sewer System	100	\$68,079.25	Yes
Water System			
Drainage System			
<b>TOTAL</b>		\$ 68,079.25	

I certify that this contract action complies with all Sewerage and Water Board procurement policies and guidance, ethics rules and meets necessary regulatory requirements, including compliance with financing sources.

\_\_\_\_\_  
NAME

TITLE

DEPT

**RATIFICATION OF CHANGE ORDER NUMBER 001 TO CONTRACT 2150 – 43” WATERMAIN REPLACEMENT on LEONIDAS STREET (S. CLAIBORNE AVE – FIG ST) and FIG STREET (LEONIDAS ST – COLLEGE CT) - TM006 - FUNDED by FEMA PROJECT WORKSHEET 21031 FEMA PROJECT WORKSHEET 21031, AND WIFIA.**

**WHEREAS**, the Sewerage and Water Board of New Orleans received two (2) responsive bids for Contract 2150 Leonidas Street (S. Claiborne Ave – Fig St), Fig Street (Leonidas St – College Ct), TM006 - 43” Watermain Replacement Program on August 5, 2021; and,

**WHEREAS**, the bid submitted by Wallace C. Drennan, Inc. with the total sum of \$15,866,180.80 was the lowest responsive bid; and

**WHEREAS**, the Governor’s Office Homeland Security & Emergency Preparedness (GOHSEP) will reimburse the Board based on FEMA, Project Worksheet 21031, the City will reimburse the Board based Project Worksheet 21032, and sewer work is part of the WIFIA program; and

**WHEREAS**, the Board accepted the bid on Contract 2150 and authorized awarded to Wallace C. Drennan, Inc on October 20, 2021 in the amount of \$15,866,180.80, and said contract’s effective date is November 16, 2022.

**WHEREAS**, the Board and Wallace C. Drennan, Inc have negotiated in scope additions to the contract of, 1. FEMA Clauses, 2. Required Davis Bacon wager determination, and 3. pavement and utility repairs not to exceed \$1,815,900.00, a time extension of 60 days and a total contract value not to exceed \$17,682,080.80.

**NOW, THEREFORE BE IT RESOLVED**, that change order No. 001 of Contract 2150 is ratified with Wallace C. Drennan, not to exceed \$1,815,900.00, a time extension of 60 days and a total contract value not to exceed \$17,682,080.80.

---

I, Ghassan Korban, Executive Director, Sewerage and Water Board of New Orleans, do hereby certify that the above and foregoing is a true and correct copy of a resolution adopted at the Regular Meeting of the said Board, duly called and held, according to law, on December 14, 2022.

---

**Ghassan Korban**  
EXECUTIVE DIRECTOR  
SEWERAGE AND WATER BOARD OF NEW ORLEANS

**Sewerage and Water Board of New Orleans  
BOARD OF DIRECTORS CONTRACTOR FACT SHEET**



**ACTION REQUESTED**

**CONTRACT CHANGE ORDER No 1**

**Construction of Contract 2150 - TM006 Leonidas and Fig Transmission Main**

Ratification on Contract Change Order No. 1 (CO#1) between the Sewerage and Water Board, City of New Orleans and Wallace C Drennan, Inc.

**CONTRACTOR/SUB/VENDOR INFORMATION**

		DBE PARTICIPATION GOAL: 5%	
PRIME	SUBS	GOAL	As of 6/30/2022
Wallace C Drennan, Inc.	Choice Supply Solutions.	5.30%	0.53%
Total		5.30%	0.53%

**DESCRIPTION AND PURPOSE**

Original Contract Value	\$15,866,180.80
Change orders to date	\$0.00
Change Order Percentage to Date	0.0%
Change Order No. 1	\$1,815,900.00
Change Order No. 3 Percentage	11.4%
Has a NTP been Issued	Yes
<b>Total Revised Contract Value</b>	<b>\$17,682,080.80</b>
Original Contract Completion Date (330)	9/27/2022
Previously Approved Extensions (Days)	0
Time Extension Requested (Days)	60
<b>Proposed Contract Completion Date</b>	<b>11/26/2022</b>

**Purpose and Scope of the Contract:**

Furnishing all materials, equipment, supplies, and appurtenances; providing all construction equipment, and tools; and performing all necessary labor and supervision to fully complete the TM006: the 43-inch transmission water mains along Leonidas Street and Fig Street. The water mains will be repaired by inserting 42" Compression Fit Polyethylene Pipe (CFPP) through the existing water main. Pits shall be dug along the route to allow locations to insert and pull the CFPP. The areas of repairs as follows:

Leonidas Street water main runs from S. Claiborne Ave to Fig Street and is tied in to the existing 43-inch watermain at S. Claiborne Avenue and at Fig Street. The Fig Street watermain runs from Leonidas Street to College Court and tie in to the existing 43-inch watermain at Leonidas Street and at Fig Street.

**Reason for Change:**

In Scope <input checked="" type="checkbox"/>	Differing Site Condition <input type="checkbox"/>	Regulatory Requirement <input type="checkbox"/>
Design Change <input type="checkbox"/>	Other - See Below <input checked="" type="checkbox"/>	

Contract Change Order No. 1 (CO#1) incorporated Field Change Orders No. 1, No.2 and No.3 (FCO#1, FCO#2, & FCO#3) into FCO#1. The FEMA clauses interspersed throughout the specifications have been incorporated into the attached nine (9) page document, FCO#2 Davis Bacon guidelines require bidding projects to use the most current wage determination in effect at the time of bid opening and that contracts are executed within 90 days of bid opening. LA20210005, Mod3 dated 7/23/2021 was in effect at bid opening. However, the contract was not signed within 90 days of bid opening. Therefore, LA 20210005, 10/29/2021, Mod6 governs this project. FCO#3 Perform pavement and utility repairs as shown on the redline drawings attached to Field Change Order No.3.

**Spending to Date:**

Cumulative Contract Amount (as of 10/13/2022)	\$15,866,180.80
Cumulative Contract Billing (as of 10/11/2022)	\$12,128,626.92

**Contractor's Performance:**

*Satisfactory.*

**PROCUREMENT INFORMATION**

<b>Contract Type</b>	ITB	<b>Award Based On</b>	Low Responsive
<b>Commodity</b>	Public Works Construction	<b>Cont. No./TM/PW</b>	CN2150/TM003/PW21031
<b>Contractor Market</b>	Formal Bid Law with DBE participation of 5.3%		
<b>Compliance with Procurement Laws?</b>	Yes	X	No

**BUDGET INFORMATION**

<b>Funding</b>	CP 175-13	<b>Department</b>	JIRR
<b>System</b>	Water	<b>Project Manager</b>	Martin "Chap" Munger
<b>Job Number</b>	A1173FEM	<b>Purchase Order #</b>	PG20216000187

**ESTIMATED FUND SOURCE**

User	Share%	Dollar Amount	Reimbursable?
Sewer System	0%	\$ -	FEMA & WIFIA - 49%
Water System	100%	\$1,815,900.00	FEMA & CNO
Drainage System	0%		No
<b>TOTAL</b>		<b>\$ 1,815,900.00</b>	

I certify that this contract action complies with all Sewerage and Water Board procurement policies and guidance, ethics rules and meets necessary regulatory requirements, including compliance with financing sources.

\_\_\_\_\_  
*Mark D Van Hala, PE*  
*Program Administrator*  
*Joint Infrastructure Recovery Request*

**RATIFICATION OF CHANGE ORDER NO. 7 FOR CONTRACT 1370A – 60HZ  
TRANSFORMERS AND SWITCHGEAR**

**WHEREAS**, on April 22, 2020, the Sewerage and Water Board entered into Contract 1370A with Walter J. Barnes Electric Co, Inc. in the amount of \$11,890,364.45 for 60Hz Transformers and Switchgear; and

**WHEREAS**, by Resolution R-122-2020, approved November 18, 2020, the Board authorized the ratification of Change Order 1, in the amount of \$89,435.80; and

**WHEREAS**, by Resolution R-001-2021, approved February 24, 2021, the Board authorized the ratification of Change Order 2, in the amount of \$100,582.23; and

**WHEREAS**, by Resolution R-055-2021, approved July 14, 2021, the Board authorized the ratification of Change Order 3, in the amount of \$387,262.75; and

**WHEREAS**, by Resolution R-098-2021, approved December 15, 2021, the Board authorized the ratification of Change Order 4, in the amount of \$442,557.21; and

**WHEREAS**, by Resolution R-004-2022, approved February 16, 2022, the Board authorized the ratification of Change Order 5, in the amount of \$119,175.11; and

**WHEREAS**, by Resolution R-066-2022, approved June 15, 2022, the Board authorized the ratification of Change Order 6, in the amount of \$172,132.62; and

**WHEREAS**, by Resolution R-083-2022, approved August 17, 2022, the Board authorized the ratification of Change Order 7, in the amount of \$195,553.96; and

**WHEREAS**, this change order addresses three (3) changes, FCO-025, WCD-038 and WCD-041 respectfully, composed of FEMA eligible items associated with the modification of the PDCS (Power Distribution Control System) HMI Screen labels to match the Board's preferred naming convention, additional PDCS operator hands training and in depth program features walkthrough and updated interconnection protection at Hamilton, Sycamore and Claiborne Substations, which amounts to a grand total of \$175,726.78; and

**WHEREAS**, this Change Order, in the grand total of \$175,726.78 brings the accumulated Contract change order total to \$1,682,425.90, or 14.1% of the original Contract value;

**NOW THEREFORE BE IT RESOLVED**, the approval of Change Order No. 8 for Contract 1370A is hereby ratified by the Sewerage and Water Board of New Orleans increasing the amount of the contract by \$175,726.78, bringing the Contract total to \$13,572,790.35.

---

I, Ghassan Korban, Executive Director,  
Sewerage and Water Board of New Orleans,  
do hereby certify that the above and foregoing  
is a true and correct copy of a resolution adopted  
at the Regular Meeting of said Board,  
duly called and held, according to law, on  
December 14, 2022

---

**Ghassan Korban**  
EXECUTIVE DIRECTOR  
SEWERAGE AND WATER BOARD OF NEW ORLEANS

**Sewerage and Water Board of New Orleans  
BOARD OF DIRECTORS CONTRACTOR FACT SHEET**



**ACTION REQUESTED**

**CONTRACT ADMINISTRATIVE CHANGE ORDER #8  
Contract 1370A - 60Hz Transformers and Switchgear**

Approval to modify Contract #1370A between the Sewerage and Water Board and Walter J. Barnes Electric Co. Inc. in the amount of \$175,726.78, consisting of the cumulative total amount of FCO-025, WCD-038 and WCD-041.

**CONTRACTOR/SUB/VENDOR INFORMATION**

		DBE PARTICIPATION GOAL: 20%	
PRIME	SUBS	TARGET	ACTUAL (as of 10/20/2022)
<i>Walter J. Barnes Electric Co. Inc.</i>	<i>C. Watson Group</i>	13.17%	12.27%
	<i>Balthazar Elektriks</i>	3.25%	1.94%
	<i>Carter Electric Supply</i>	6.39%	7.56%
<b>Total</b>		<b>22.81%</b>	<b>21.77%</b>

**DESCRIPTION AND PURPOSE**

Original Contract Value	\$11,890,364.45
Previous Change Orders	\$1,506,699.12
% Change of Contract To Date	12.7%
Value of Requested Change	\$175,726.78
% For This Change Order	1.5%
<i>Has a NTP been Issued</i>	<i>Yes</i>
<b>Total Revised Contract Value</b>	<b>\$13,572,790.35</b>
% Total Change of Contract	14.1%
Original Contract Completion Date	8/8/2021
Previously Approved Extensions (Days)	435
Time Extension Requested (Days)	150
<b>Proposed Contract Completion Date</b>	<b>3/16/2023</b>

**Purpose and Scope of the Contract:**

*Brief description of original contract scope. The project consists of the construction of an elevated concrete platform used for the installation of one large 4160V walk-in switchgear and two (2) 60 Hertz, 25MVA rated transformers. This new equipment will power future and existing medium voltage (4160V) loads using existing and future power sources. The work site is located at the Carrollton Water Purification Plant, adjacent to Central Control.*

**Reason for Change:**

Error/Omission <input type="checkbox"/>	Differing Site Condition <input type="checkbox"/>	Regulatory Requirement <input type="checkbox"/>
Design Change <input type="checkbox"/>	Other <u>In Scope</u> items <input checked="" type="checkbox"/>	

**FCO-025** - This field change order will modify the PDCS (Power Distribution Control System) HMI screen labels to match the Board's preferred naming convention. Also included is up to two (2) days of additional PDCS operator hands on technical training and in depth program features walkthrough. Field Change Order total is \$54,207.75 **WCD - 038** This work change directive will provide

interconnection protection by reprogramming of the SEL-751 relays at Hamilton and Sycamore Substation to prevent the two (2) power source breakers from closing at the same time. The Board requires this safety feature. **WCD-041** This work change directive will furnish and a new Bus PT (Potential Transformer), provided by Eaton and installed by the contractor onto the Claiborne Substation 60Hz Switchgear. The existing Bus PT was discarded by the Board after it was disconnected by the contractor to allow for needed space during the installation of the 60Hz VFD (Variable Frequency Drives) power cables under Contract 1377. By installing a new PT at Claiborne Substation switchgear, voltage readings will once again be available to operators locally (at the switchgear VFD relay) and remotely (on the PDCS HMI screens). Four (4) new relay sync cards will be furnished and installed onto the SEL 751 relays to prevent two sources of power from feeding the same bus (two 60Hz VFD Breaker relays, one for Entergy Breaker relay, one for PFC Breaker relay). This work change directive total is \$64,087.88

**Spending to Date:**

Cumulative Contract Amount (as of 8/17/2022)	\$13,397,063.57
Cumulative Contract Spending (as of 11/21/2022)	\$13,357,198.77

**Contractor's Past Performance:**

The contractor's timeliness of deliverables, conformance to SWBNO policies and procedures, quality meet expectations.

**PROCUREMENT INFORMATION**

Contract Type	Base Bid	Award Based On	Lowest Competitive Bid
Commodity	Public Works Construction	Contract Number	1370A
Contractor Market	Public Bid with DBE participation		
Compliance with Procurement Laws?	Yes <input checked="" type="checkbox"/> No <input type="checkbox"/>	CMRC Date (if nec.):	12/1/2022

**BUDGET INFORMATION**

Funding	CP 676-05	Department	ELECTRICAL ENGR.
System	Sewer, Water, Drainage	Project Manager	CELSO ANTUNEZ, EI
Job Number	01370FEM	Purchase Order #	6000064 PG2020

**ESTIMATED FUND SOURCE**

User	Share%	Dollar Amount	Reimbursable?
Sewer System	13%	\$22,844.48	YES
Water System	34%	\$59,747.11	YES
Drainage System	53%	\$93,135.19	YES
<b>TOTAL</b>		\$175,726.78	

I certify that this contract action complies with all Sewerage and Water Board procurement policies and guidance, ethics rules and meets necessary regulatory requirements, including compliance with financing sources.

**CELSO ANTUNEZ, EI**  
**PROJECT MANAGER**  
**ELECTRICAL ENGINEERING**



**RATIFICATION OF CHANGE ORDER NO. 1 FOR CONTRACT 2156 –  
TRANSMISSION MAIN REPLACEMENT – GRAPE STREET / EDEN STREET /  
SOUTH DUPRE STREET - TM005 - FUNDED BY FEMA PROJECT  
WORKSHEET 21031 & PW21032.**

**WHEREAS**, the Sewerage and Water Board of New Orleans received two (2) responsive bids for Contract 2156 Transmission Main Replacement - Grape St. / Eden St. / S. Dupre St. - TM005: PW 21031 Watermain Replacement Program on December 7, 2021; and

**WHEREAS**, bid submitted by BLD Services, LLC with the total sum of \$9,738,689.00 was authorized for award on January 19, 2022; and

**WHEREAS**, the effective date of Contract 2156 with BLD Services, LLC is February 3, 2022; and

**WHEREAS**, the Board and BLD Services, LLC have negotiated additional work in the amount of \$801,355.13, said work adding 60 days to the completion date;

**NOW, THEREFORE BE IT RESOLVED**, the approval of Change Order No. 1 for Contract 2156 is hereby approved in the amount of \$801,355.13 and 60 days are added to the contract completion date by the Sewerage and Water Board of New Orleans, bringing the accumulated Contract Total to \$10,540,044.13 and the completion date through December 6, 2022.

---

I, Ghassan Korban, Executive Director, Sewerage  
and Water Board of New Orleans, do hereby  
certify that the above and foregoing is a true and  
correct copy of a resolution adopted at the Regular  
Meeting of the said Board, duly called and held,  
according to law, on December 14, 2022.

---

**Ghassan Korban**  
EXECUTIVE DIRECTOR  
SEWERAGE AND WATER BOARD OF NEW ORLEANS

**Sewerage and Water Board of New Orleans  
BOARD OF DIRECTORS CONTRACTOR FACT SHEET**



**ACTION REQUESTED**

**CONTRACT CHANGE ORDER No.1**

**Construction of Contract Number (CN) 2156 TM005 Grape, Eden Dupre Transmission Main**

Contract Change Order #1 (CO#1) which added FCO#1 and FCO#2 between the Sewerage & Water Board and BLD Services, Inc.

**CONTRACTOR/SUB/VENDOR INFORMATION**

		DBE PARTICIPATION	
PRIME	SUBS	GOAL	To Date
BLD Services, Inc.	C&M Construction Group, Inc.	14.77%	
	Choice Supply Solutions.	14.46%	
	Advantage Manhole & Concrete Services	0.82%	
Total		30.05%	

**DESCRIPTION AND PURPOSE**

Original Contract Value	\$9,738,689.00
Change orders to date	\$0.00
Change Order Percentage to Date	0.0%
Change Order No. 1	\$801,355.13
Change Order No. 1 Percentage	8.2%
Has a NTP been Issued	Yes
<b>Total Revised Contract Value</b>	<b>\$10,540,044.13</b>
Original Contract Completion Date (180)	10/7/2022
Previously Approved Extensions (Days)	0
Time Extension Requested (Days)	60
<b>Proposed Contract Completion Date</b>	<b>12/6/2022</b>

**Purpose and Scope of the Contract:**

TM005 Grape St./ Eden St. / S. Dupre St. Transmission Main.

The SWBNO and CNO are working together to accomplish FEMA funded projects per Agreement of February 6, 2012, which augmented an earlier agreement executed on July 1, 1992.

**Reason for Change:**

Within Scope <input checked="" type="checkbox"/>	Differing Site Condition <input type="checkbox"/>	Regulatory Requirement <input type="checkbox"/>
Design Change <input type="checkbox"/>	Other _Value Engineering <input checked="" type="checkbox"/>	

FCO#1 - Adjusted unit quantities - \$0.00 and 0 days

FCO#2 - Added water, sewer, drainage and street work based on field condition. \$801,353.130 and 60 days

**Spending to Date:**

Cumulative Contract Amount (as of 12/14/2022)	\$9,738,689.00
Cumulative Contract Billing (as of 11/15/2022)	\$6,473,874.75

**Contractor's Performance:**

Satisfactory.

**PROCUREMENT INFORMATION**

<b>Contract Type</b>	ITB	<b>Award Based On</b>	Low Responsive
<b>Commodity</b>	Public Works Construction	<b>Contract Number</b>	2156
<b>Contractor Market</b>	Formal Bid Law with DBE participation		
<b>Compliance with Procurement Laws?</b>	Yes    X            No		

#### BUDGET INFORMATION

<b>Funding</b>	CP 175-13;	<b>Department</b>	JIRR
<b>System</b>	Water,	<b>Project Manager</b>	Martin "Chap" Munger
<b>Job Number</b>	A1173FEM;	<b>Purchase Order #</b>	PG20216000120

#### ESTIMATED FUND SOURCE

User	Share%	Dollar Amount	Reimbursable?
Sewer System	0%	\$ -	WIFIA - 49%
Water System		\$801,355.13	FEMA + CNO = 100%
Drainage System			
<b>TOTAL</b>		<b>\$ 801,355.13</b>	

I certify that this contract action complies with all Sewerage and Water Board procurement policies and guidance, ethics rules and meets necessary regulatory requirements, including compliance with financing sources.

\_\_\_\_\_  
**Mark D Van Hala, PE**  
**Program Administrator**  
**Joint Infrastructure Recovery Request**

**RATIFICATION OF CHANGE ORDER NO. 11 FOR CONTRACT 1377 – WATER HAMMER HAZARD MITIGATION PROGRAM – CLAIBORNE AVE. PUMPING STATION AND OFF-SITE IMPROVEMENTS**

**WHEREAS**, on November 20, 2019, by Resolution R-175-2019, the Sewerage and Water Board of New Orleans awarded Contract 1377 to **M.R. Pittman Group, LLC** in the amount of \$35,345,100.00 for Water Hammer Hazard Mitigation Program – Claiborne Ave. Pumping Station and Off-Site Improvements; and

**WHEREAS**, the Board by Resolution R-054-2021 approved Change Order 1 on May 19, 2021, increasing the Contract Value by \$1,161,235.98; and

**WHEREAS**, the Board by Resolution R-056-2021 approved Change Order 2 on June 16, 2021, increasing the Contract Value by \$261,260.92; and

**WHEREAS**, the Board by Resolution R-079-2021 approved Change Order 3 on July 14, 2021, increasing the Contract Value by \$148,321.11; and

**WHEREAS**, the Board by Resolution R-088-2021 approved Change Order 4 on October 22, 2021, increasing the Contract Value by \$62,347.42; and

**WHEREAS**, the Board by Resolution R-012-2022 approved Change Order 5 on January 19, 2022, increasing the Contract Value by \$62,347.42; and

**WHEREAS**, the Board by Resolution R-025-2022 approved Change Order 6 on February 16, 2022, increasing the Contract Value by \$197,488.11; and

**WHEREAS**, the Board by Resolution R-027-2022 approved Change Order 7 on March 16, 2022, increasing the Contract Value by \$683,246.26; and

**WHEREAS**, the Board by Resolution R-079-2022 approved Change Order 8 on June 15, 2022, increasing the Contract Value by \$74,454.78; and

**WHEREAS**, the Board by Resolution R-109-2022 approved Change Order 9 on September 21, 2022, increasing the Contract Value by \$53,727.88; and

**WHEREAS**, the Board by Resolution R-122-2022 approved Change Order 10 on October 26, 2022, increasing the Contract Value by \$107,643.90; and

**WHEREAS**, this Change Order includes the costs from proposals to install an alternate water source for the seal water system should the primary source be closed and replacing the terrazzo flooring in the pumping station left when equipment was removed. These gaps are tripping hazards if left in the current condition.

**WHEREAS**, this Change Order, in the amount of \$40,226.35, or 0.1% of the Original Contract Value, brings the accumulated Contract Change Order Total to \$2,859,081.31, or 8.1% of the Original Contract Value.

**NOW THEREFORE BE IT RESOLVED**, the approval of Change Order No. 11 for Contract 1377 is ratified by the Sewerage and Water Board of New Orleans increasing the amount of the contract by \$40,226.35, bringing the Contract total to \$38,204,181.31.

---

---

I, Ghassan Korban, Executive Director,  
Sewerage and Water Board of New Orleans,  
do hereby certify that the above and foregoing  
is a true and correct copy of a resolution adopted  
at the Regular Meeting of said Board,  
duly called and held, according to law, on  
December 14, 2022

---

**Ghassan Korban**  
EXECUTIVE DIRECTOR  
SEWERAGE AND WATER BOARD OF NEW ORLEANS

**Sewerage and Water Board of New Orleans  
BOARD OF DIRECTORS CONTRACTOR FACT SHEET**



**ACTION REQUESTED**

**CONTRACT CHANGE ORDER NO. 011**

**CONTRACT No. 1377 Water Hammer Mitigation Program, Claiborne Ave. Pump Station & Offsite Improvements**

Approval to modify Contract No. 1377 in the amount of \$40,226.35

**CONTRACTOR/SUB/VENDOR INFORMATION**

DBE PARTICIPATION GOAL: 36%			
PRIME	SUBS	TARGET	ACTUAL (as of 10/31/2022)
<i>M.R. Pittman Group</i>	<i>Bayou Concrete Pumping LLC</i>	0.50%	0.00%
	<i>Bayou Construction Group</i>	0.10%	0.10%
	<i>The Beta Group</i>	0.40%	0.21%
	<i>Choice Supply Solutions, LLC</i>	5.80%	5.71%
	<i>EBE Fencing</i>	0.10%	0.01%
	<i>Gainey's Concrete Products</i>	0.40%	0.40%
	<i>JEI Solutions, Inc.</i>	15.80%	11.60%
	<i>Landrieu Concrete &amp; Cement Industries</i>	2.50%	1.80%
	<i>FP Richard, LLC, d/b/a Rue Contractors</i>	6.40%	1.80%
	<i>Thornhill Services, Inc.</i>	3.30%	2.20%
	<i>Traffic Commander</i>	0.70%	0.60%
	<i>Kass Bros., Inc.</i>	0.01%	0.01%
	<i>Waldo Brothers, Inc.</i>	0.10%	0.10%
Total		36.11%	24.54%

**DESCRIPTION AND PURPOSE**

Original Contract Value	\$35,345,100.00
Previous Change Orders (1 thru 10)	\$2,818,854.96
% Change of Contract To Date	8.0%
Value of Requested Change	\$40,226.35
% For This Change Order	0.1%
<i>Has a NTP been Issued</i>	<i>Yes</i>
<b>Total Revised Contract Value</b>	<b>\$38,204,181.31</b>
% Total Change of Contract	8.1%
Original Contract Completion Date	6/27/2022
Previously Approved Extensions (Days)	206
Time Extension Requested (Days)	0
<b>Proposed Contract Completion Date</b>	<b>1/19/2023</b>

**Purpose and Scope of the Contract:**

*The contemplated project consists of general construction of the Claiborne Avenue Pump Station and Off-Site Improvements, rebuilding existing pumps, new electric pump motors with variable frequency drives (VFD's), vacuum priming system, building structures, concrete meter structures, valve and meter vaults, yard piping, site work, earthwork, traffic rerouting, valves and fittings,*

electrical, control and instrumentation equipment and integration and miscellaneous appurtenances. Work is primarily located at the Carrollton Water Purification Plant at 8800 S. Claiborne Ave for the Sewerage and Water Board of New Orleans, Owner. Off-site work is located at 8933 Stroelitz Street.

**Reason for Change:**

Error/Omission	Differing Site Condition	Regulatory Requirement
Design Change	Other <input type="checkbox"/> X <input type="checkbox"/>	

**FCO-052 - Alternate Seal Water Supply Line for Claiborne Pump Station Pumps:** ITC-045 was submitted to the contractor to provide a proposal to install an alternate water source for the seal water system to supply the Claiborne Pump Station's 4 pumps with a secondary water source for their Seal Water System should the primary water source be turned off. **\$21,046.86**

**FCO-053 - Terrazzo Floor Finish:** ITC-041 was submitted to the contractor to provide a proposal to make a continuous and flat terrazzo floor in the Cliboe Pump Station. Some of the existing equipment was removed or relocated leaving the exposed subfloor. This will replace the terrazzo removing possible trippign hazards or potential fall hazards now existing from the demolition or relocation of this equipment. **\$19,179.49**

**Spending to Date:**

Cumulative Contract Amount (Not including this CO)	\$38,163,954.96
Cumulative Contract Spending (as of 10/31/2022 )	\$38,056,311.06

**Contractor's Past Performance:**

M.R. Pittman Group, LLC. work on this project has been acceptable.

**PROCUREMENT INFORMATION**

Contract Type	Base Bid	Award Based On	Lowest Competitive Bid
Commodity	Public Works Construction	Contract Number	1377
Contractor Market	Public Bid with DBE participation		
Compliance with Procurement Laws?	Yes <input checked="" type="checkbox"/> No <input type="checkbox"/>	CMRC Date (if nec.):	12/1/2022

**BUDGET INFORMATION**

Funding	CP 175-01	Department	Mechanical Engineering
System	Water	Project Manager	Chris Bergeron
Job Number	01377FEM	Purchase Order #	PG2020600094

**ESTIMATED FUND SOURCE**

User	Share%	Dollar Amount	Reimbursable?
Sewer System			
Water System			

Drainage System			
FEMA PW 18836	100%	\$ 40,226.35	Yes
Other			
<b>TOTAL</b>		<b>\$ 40,226.35</b>	

I certify that this contract action complies with all Sewerage and Water Board procurement policies and guidance, ethics rules and meets necessary regulatory requirements, including compliance with financing sources.

\_\_\_\_\_  
**Chris Bergeron**  
**Engineering Division Manager**  
**Mechanical Engineering**



**AUTHORIZATION OF CONTRACT AMENDMENT NO. 6 TO THE  
AGREEMENT WITH BLACK AND VEATCH CORPORATION FOR DESIGN  
AND ENGINEERING SERVICES FOR THE EBWWTP SLUDGE DRYER  
PROJECT**

**WHEREAS**, by action of the Sewerage and Water Board of New Orleans (Board) through the adoption of Resolution R-183-2010, Black and Veatch Corporation (BV) was awarded an agreement for design and engineering services for the East Bank Wastewater Treatment Plant (EBWWTP), Sludge Dryer Project; and

**WHEREAS**, by action of the Board through the adoption of Resolution R-021-2012, the agreement with BV was amended to increase the scope of work for an amount not to exceed of \$28,366.00 for additional design for repairs to existing columns and wind post at the EBWWTP Solids Dewatering and Disposal Building at elevation 60.00; and

**WHEREAS**, by action of the Board through the adoption of Resolution R-098-2012, the agreement with BV was amended to increase the scope of work for an amount not to exceed of \$169,908.00 for additional structural design effort; and

**WHEREAS**, by action of the Board through the adoption of Resolution R-267-2014, the agreement with BV was amended to increase the scope of work for an amount not to exceed \$87,082 to review the air emissions data for compliance to the Environmental Protection Agency has implemented new Maximum Available Control Technology (MACT) Standards for Sewage Sludge Incinerators (SSI), identify suitable pollution control upgrades, evaluate the upgrades to minimize impacts to the drying system configuration and structural systems, and established a basis of design for detailed design scope; and

**WHEREAS**, by action of the Board through the adoption of Resolution R-073-2015, the agreement with BV was amended to increase the scope of work for an amount not to exceed of \$837,374 to prepare procurement documents for the sludge dryer and the pollution control equipment; design of the new pollution control equipment, including demolition of existing venturi and scrubber; and redesign of the drying system; and

**WHEREAS**, by action of the Board through the adoption of Resolution R-026-2021, the agreement with BV was amended to increase the scope of work for an amount not to exceed of \$186,072 due to owner furnished equipment in lieu of assignment for the Sludge Dryer Equipment, the addition of an installation contract for the Emission Controls System, and project administration in relation to the above tasks; and

**WHEREAS** the scope of work for the agreement has increased due to project delays caused by Hurricane Ida and associated project administration and construction phase services costs for an amount not to exceed of \$64,688; and

**NOW, THEREFORE BE IT RESOLVED** that the President and/or President Pro Term shall be authorized to execute on behalf of the Sewerage and Water Board of New Orleans Contract Amendment No. 6 to the existing agreement with Black and Veatch Corporation for the EBWWTP Sludge Dryer Project, increasing the fee authorized to be paid to BV by \$64,688.00 to a total cumulative fee of \$1,823,490.00.

---

I, Ghassan Korban, Executive Director,  
Sewerage and Water Board of New Orleans,  
do hereby certify that the above and foregoing  
is a true and correct copy of a resolution adopted  
at the Regular Meeting of said Board,  
duly called and held, according to law, on  
December 14, 2022.

---

**Ghassan Korban,**  
EXECUTIVE DIRECTOR  
SEWERAGE AND WATER BOARD OF NEW ORLEANS

**Sewerage and Water Board of New Orleans  
BOARD OF DIRECTORS CONTRACTOR FACT SHEET**



**ACTION REQUESTED**

**CONTRACT CHANGE ORDER No 2**

**BISI - Scrubber and Sludge Dryer Procurement and Install**

Approval to modify the Contract between Black and Veatch and SWBNO in the amount of \$64,688.

**CONTRACTOR/SUB/VENDOR INFORMATION**

		DBE PARTICIPATION	
PRIME	SUBS	TARGET	ACTUAL
<i>Black and Veatch</i>	<i>Trigon</i>	14.40%	12.70%
	<i>Condall</i>	7.70%	0.10%
Total		22.10%	12.80%

**DESCRIPTION AND PURPOSE**

Original Contract Value	\$450,000.00
Previous Change Orders	\$1,308,802.00
% Change of Contract To Date	290.8%
Value of Requested Change	\$64,688.00
% For This Change Order	14.4%
<i>Has a NTP been Issued</i>	NA
<b>Total Revised Contract Value</b>	<b>\$1,823,490.00</b>
% Total Change of Contract	305.2%
Original Contract Completion Date	NA
Previously Approved Extensions (Days)	0
Time Extension Requested (Days)	0
<b>Proposed Contract Completion Date</b>	NA

**Purpose and Scope of the Contract:**

*Design for the procurement and install contracts for both the Fluid Bed Incinerator Scrubber and the Sludge Dryer.*

**Reason for Change:**

Error/Omission <input type="checkbox"/>	Differing Site Condition <input type="checkbox"/>	Regulatory Requirement <input type="checkbox"/>
Design Change <input type="checkbox"/>	Other <u>Hurricane Ida</u> <input checked="" type="checkbox"/>	

1. *Project Administration - Consultant will provide an additional 16 months of ongoing administration for the project. Consultant will attend weekly progress meetings for an estimated duration of 4 months and conduct internal coordination meetings related to re-start and planning activities.*

2. *Construction Phase Services - Consultant will perform services for completion of the construction phase of the project, including review of construction updates and correspondence and completion of a post-Ida walkthrough.*

**Spending to Date:**

Cumulative Contract Amount (as of 10/31/2022)	\$1,758,802.00
Cumulative Contract Spending (as of 10/31/2022)	\$1,606,006.80

**Contractor's Past Performance:**

*The contractor did not meet their project completion dates for the Sludge Dryer Install Contract.*

**PROCUREMENT INFORMATION**

Contract Type	RFQ	Award Based On	Qualifications
Commodity		Contract Number	
Contractor Market	RFQ with DBE participation		
Compliance with Procurement Laws?	Yes <input checked="" type="checkbox"/> No <input type="checkbox"/>	CMRC Date (if nec.):	10/27/2022

**BUDGET INFORMATION**

Funding	CAP 348-06	Department	Env Affairs
System	Sewer / FEMA	Project Manager	Felicia Bergeron
Job Number	C1343XXX	Purchase Order #	6000106 PG2020

**ESTIMATED FUND SOURCE**

User	Share%	Dollar Amount	Reimbursable?
Sewer System	100	\$ 64,688.00	Yes
Water System			
Drainage System			
<b>TOTAL</b>		\$ 64,688.00	

I certify that this contract action complies with all Sewerage and Water Board procurement policies and guidance, ethics rules and meets necessary regulatory requirements, including compliance with financing sources.

\_\_\_\_\_  
*Felicia Bergeron*  
*Principal Engineer*  
*Env Affairs*

**AUTHORIZATION OF AMENDMENT NO. 10 TO THE AGREEMENT BETWEEN THE SEWERAGE AND WATER BOARD OF NEW ORLEANS AND ARCADIS U.S. INC. FOR DESIGN AND ENGINEERING SERVICES FOR THE WATER LINE REPLACEMENT PROGRAM**

**WHEREAS**, by Resolution R-043-2012 approved March 21, 2012 **THE SEWERAGE AND WATER BOARD OF NEW ORLEANS** (“Board”) authorized execution of a contract with **ARCADIS U.S. INC** (Consultant) to provide engineering and design services for the Water Line Replacement Program (WLRP) for the Irish Channel, East Riverside, and Touro neighborhoods, and pursuant to Resolution R-043-2012 the Board and Contractor entered into an agreement on October 17, 2012; and,

**WHEREAS** the fee under the original agreement was not to exceed 18% of the construction cost and the Consultant provided a DBE participation summary; and

**WHEREAS**, by Resolution R-045-2013 approved March 20, 2013, the Board authorized amending the Agreement to assign the neighborhoods of Seventh Ward, Treme-Lafitte and Tulane-Gravier and compensation of surveying work and by Resolution R-160-2014 approved August 20, 2014, the Board authorized amending the Agreement to include Program/Project Management Services,

**WHEREAS**, pursuant to Resolution R-045-2013 and R-160-2014 the Board and Contractor executed Amendment No. 1 on November 20, 2014; and,

**WHEREAS**, under Amendment No. 1 the fees Program/Project Management Services, are not to exceed 10% construction cost; and

**WHEREAS**, by Resolution R-074-2019 approved August 21, 2019, the Board authorized amending the Agreement for engineering and design services for the additional water lines in the Seventh Ward and Treme-Lafitte neighborhoods for a not to exceed fee of \$196,744.91 and for a total fee not to exceed \$973,480.49 and to establish a contract expiration date of December 30, 2022; and,

**WHEREAS**, by Resolution R-057-2020 approved May 20, 2020, the Board authorized amending the Agreement for engineering construction services for RR186 Viavant-Lake Catherine Group C and RR035 East Riverside, Garden District, Irish Channel, St Thomas Group A not to exceed fee of \$265,287.75 and for a total fee not to exceed \$1,238,768.24 and set the end date at June 30, 2023; and,

**WHEREAS**, by Resolution R-093-2020 approved August 19, 2020, the Board authorized amending the Agreement for engineering construction services for RR004 Bayou St. John, Fairgrounds, Seventh Ward Group B, RR068 Iberville, Tulane-Gravier, LGD, CBD Group A, and RR183 Treme Lafitte Group B not to exceed fee of \$375,789.13 and for a total fee not to exceed \$1,614,557.37; and,

**WHEREAS**, by Resolution R-152-2020 approved December 21, 2020, the Board authorized amending the Agreement for engineering construction services for RR036 East Riverside, Garden District, Irish Channel, St Thomas Group B not to exceed fee of \$45,978.72 and for a total fee not to exceed \$1,660,536.09; and,

**WHEREAS**, by Resolution R-036-2021 approved December 21, 2020, the Board authorized amending the Agreement for engineering construction services for these projects originally assigned to neighborhoods in Atkins North America, Inc. WLRP agreement: RR136 Plum Orchard Group C not to exceed \$73,044.12 and RR137 Plum Orchard Group D not to exceed \$57,206.81, will negotiate construction administration and inspection NTE \$58,000.00, for a total amendment not to exceed \$188, 250.93 and the State has requested additional State and Federal clauses be amended into the contract; and

**WHEREAS**, by Resolution R-068-2021 approved July 14, 2021, the Board authorized amending the Agreement for engineering construction services for these projects RR035 East Riverside, Garden District, Irish Channel, St Thomas Group A not to exceed \$92,955.64 and RR186 Viavant Lake Catherine Group C not to exceed \$132,287.82 with total amendment not to exceed \$225,243.46; and

**WHEREAS**, by Resolution R-044-2022 approved April 20, 2022, the Board authorized amending the Agreement for engineering construction services for project RR186 Viavant Lake Catherine Group C not to exceed \$76,324.56 and to extend Proposed Contract Completion Date 180 days; and

**WHEREAS**, by Resolution R-077-2022 approved June 15, 2022, the Board authorized amending the Agreement to update the agreement's 2012 hourly billing rates to the consultant's latest audited hourly billing rates; and

**WHEREAS**, the Board and Consultant negotiated additional Resident Inspection fees for RR004 Bayou St. John, Fairgrounds, Seventh Ward Group B not to exceed \$103,082.75 and for RR183 Tremé-Lafitte Group B not to exceed \$67,990.75 for a total amendment not to exceed \$171,073.50, and for a total fee not to exceed \$2,321,428.54.

**NOW THEREFORE, BE IT RESOLVED**, that the President or President Pro Tem of the Sewerage and Water Board is hereby authorized to execute on behalf of the Sewerage and Water Board of New Orleans Amendment No. 10 with Arcadis U.S., Inc. for total amendment not to exceed \$171,073.50, and for a total fee not to exceed \$2,321,428.54.

---

I, Ghassan Korban, Executive Director,  
Sewerage and Water Board of New Orleans,  
do hereby certify that the above and foregoing  
is a true and correct copy of a Resolution adopted  
at the Regular Monthly Meeting of said Board,  
duly called and held, according to law, on  
December 14, 2022.

---

**Ghassan Korban,**  
EXECUTIVE DIRECTOR  
SEWERAGE AND WATER BOARD OF NEW ORLEANS

**Sewerage and Water Board of New Orleans  
BOARD OF DIRECTORS PROFESSIONAL SERVICES FACT SHEET**



**ACTION REQUESTED**

**Amendment to Professional Engineering Services Agreement  
Arcadis U.S., Inc. WLRP Agreement - Amendment No.10**

Request authorization of Arcadis U.S., Inc. Amendment No. 9. to include additional fees for RR004 Bayou St. John, Fairgrounds, Seventh Ward Group B Not to Exceed \$103,082.75 and for RR183 Tremé-Lafitte Group B Not to Exceed \$67,990.75. The consultant has expended all Resident Inspection fees on these projects and the work is not completed.

**CONTRACTOR/SUB/VENDOR INFORMATION**

		DBE PARTICIPATION	
PRIME	SUBS	TARGET	ACTUAL
<i>Arcadis U.S., Inc.</i>	<i>Integrated Logistical Support Inc.</i>	35.00%	
Total		35.00%	0.00%

**DESCRIPTION AND PURPOSE**

Original Contract - Not to Exceed 18% Cost of Construction	
Amendments 1-8	\$2,150,355.04
Value of Work Required	\$171,073.50
Has a NTP been Issued	Yes
<b>Total Revised Contract Value</b>	<b>\$2,321,428.54</b>
Original Contract Completion Date	End of Construction
Previously Approved Extensions (Days)	12/27/2023
Time Extension Requested (Days)	0
<b>Proposed Contract Completion Date</b>	<b>12/27/2023</b>

**Purpose and Scope of the Contract:**

*This agreement provides engineering services for the Joint Infrastructure Recovery Request (JIRR) program in coordination with the City of New Orleans (CNO) Recovery Roads (RR) Program for the Irish Channel, East Riverside, and Garden District neighborhoods. The WLRP Agreement is FEMA reimbursible. Construction fees will be reimbursed through the FEMA Settlement, PW 21031. Design fees will be reimbursed through PW20660, PW20730, PW20350, and PW 21031.*

**Reason for Change:**

Negotiate Fees <input checked="" type="checkbox"/>	Differing Site Condition <input type="checkbox"/>	Regulatory Requirement <input type="checkbox"/>
Design Change <input type="checkbox"/>	Other <input checked="" type="checkbox"/>	

*Consultant has expended original fees for Resident Inspection and there water line installation is not complete.*

**Spending to Date:**

Cumulative Contract Amount (as of 10/15/2022)	\$2,150,355.04
Cumulative Contract Spending (as of 9/26/2022)	\$895,911.04

**Contractor's Past Performance:**

The designer's timeliness of deliverables, conformance to SWBNO policies, procedures, and quality meet expectations. DBE participation will be met by Resident Inspection services during Construction.

**PROCUREMENT INFORMATION**

<b>Contract Type</b>	Professional Services	<b>Award Based On</b>	Qualified List
<b>Commodity</b>	Public Works Construction	<b>Name &amp; FEMA PW</b>	WLRP & 21031
<b>Contractor Market</b>	Public RFQ with DBE participation		
<b>Compliance with Procurement Laws?</b>	Yes <input checked="" type="checkbox"/> No <input type="checkbox"/>	<b>CMRC Date (if nec.):</b>	10/20/2022

**BUDGET INFORMATION**

<b>Funding</b>	CP 175-13	<b>Department</b>	JIRR
<b>System</b>	Water	<b>Project Manager</b>	Susan Diehl
<b>Job Number</b>	A1348FEM	<b>Purchase Order #</b>	PG20206000125

**ESTIMATED FUND SOURCE**

User	Share%	Dollar Amount	Reimbursible?
Sewer System		\$0.00	FEMA - 100%
Water System	100%	171,073.50	
Drainage System		0	
<b>TOTAL</b>		\$ 171,073.50	

I certify that this contract action complies with all Sewerage and Water Board procurement policies and guidance, ethics rules and meets necessary regulatory requirements, including compliance with financing sources.

\_\_\_\_\_  
 Mark D. Van Hala, P.E.  
 Program Administrator  
 Joint Infrastructure Recovery Request



**AUTHORIZATION OF AMENDMENT NO. 12 TO THE PROFESSIONAL SERVICES AGREEMENT BETWEEN SEWERAGE AND WATER BOARD OF NEW ORLEANS AND MWH AMERICAS, INC. (predecessor in interest to STANTEC CONSULTING SERVICES, INC.) FOR DESIGN AND ENGINEERING SERVICES FOR THE WATER LINE REPLACEMENT PROGRAM (WLRP)**

**WHEREAS**, by Resolution R-214-2011, adopted at its December 2011 Board meeting, the Board approved a list of engineering and consulting firms, including MWH, for the replacement and rehabilitation of its Water Line Replacement Program (WLRP); and

**WHEREAS**, by Resolution R-001-2012, approved at its January 18, 2012 meeting, the Board authorized execution of a contract with MWH to provide engineering and design services for the Board's Waterline Replacement Program (WLRP) for the Bywater, Florida, Florida Development, Marigny, St. Claude and St. Roch neighborhoods, and pursuant to Resolution R-001-2012 the Board and MWH entered into a Professional Services Agreement dated April 3, 2012 (the "Original Agreement") with fees in an amount not-to-exceed of ten (10) percent of construction for design, six (6) percent for inspection and two (2) percent for supplemental services or a sum total not to exceed eighteen (18) percent of the cost of construction; and

**WHEREAS**, by Resolution R-144-2012 approved at its August 15, 2012, meeting the Board authorized amendment of the Original Agreement to provide for compensation for surveying services to be billed in accordance with the prevailing FEMA recommended policy (not to exceed \$7.00 per linear foot in 2012, which included a mark-up on the direct cost of surveying); and

**WHEREAS**, pursuant to Resolution R-144-2012, the Board and MWH executed Amendment No. 1 to the Original Agreement on October 1, 2012 (as amended, hereafter, the "Agreement"); and

**WHEREAS**, by Resolution R-163-2014, adopted at its August 20, 2014 meeting, the Board authorized amending the Agreement to include program/project management services, design and inspection services of repair or replacement of drain lines damaged by Katrina as approved and funded by the Federal Emergency Management Agency ("FEMA") under Project Worksheets ("PWs"), for the City of New Orleans ("City"), through its Department of Public Works ("DPW"),

**WHEREAS**, pursuant to Resolution R-163-2014, the Board and MWH executed Amendment No. 2 to the Agreement, dated September 17, 2014, for program/project management services, design and inspection services of repair or placement of drain lines, and to provide for compensation at a percentage of construction costs, not to exceed 10% and that the fees, as defined in the original agreement, should be based on the amounts FEMA approved on PW's for design and construction inspection; and

**WHEREAS**, pursuant to Resolution R-233-2014, adopted at its November 19, 2014 meeting, the Board authorized amending the Agreement to include identification of FEMA eligible ADA curb ramps noted in PWs for the City and DPW, and payment of fees therefor not to exceed \$459,442.80; and

**WHEREAS**, pursuant to Resolution R-233-2014, the Board and MWH executed Amendment No. 3 to the Agreement, dated December 17, 2014, for identification of FEMA eligible ADA curb ramps as approved by Board staff, to reflect PWs approved by FEMA for design and construction inspection of the work performed and payment of fees therefor not to exceed \$459,442.80; and

**WHEREAS**, by merger effective January 1, 2017, Consultant acquired MWH and assumed all its responsibilities under the Agreement; and

**WHEREAS**, pursuant to Resolution R-010-2020, approved on January 22, 2020, the Board authorized amending the Agreement to include final design for RR004 Bayou St John, Fairgrounds and Seventh Ward Group B and RR170 St Claude Group E, and final design and engineering construction services for projects RR166 St Claude Group A, RR167 St Claude Group B, RR168 St Claude Group C, RR180 St Roch Group A, RR181 St Roch Group B in the amount of \$342,272.60, to delete any future program/project management services and all unaccrued program/project management services fees, and to establish a contract expiration date of May 30, 2022, and the parties executed Amendment No. 4 dated May 19, 2020; and

**WHEREAS**, by Resolution R-064-2020, approved May 20, 2020, the Board authorized amending the Agreement to include engineering design services for on RR167: St Claude Group B (a DOTD revision), RR004: Bayou St. John, Fairgrounds, Seventh Ward Group B Construction Admin & Inspection, RR020: Bywater, Marigny Group A (Final Design, Construction Admin and Inspection, RR170: St. Claude Group E (Construction Admin and Inspection, and RR168: St. Claude Group C Construction Admin and Inspection in the amount of \$119,874.90, and to extend the contract expiration date from May 30, 2022 to June 30, 2023, and the parties executed Amendment No. 5 dated October 21, 2020; and

**WHEREAS**, by Resolution R-117-2020, approved October 21, 2020, the Board authorized amending the Agreement to include engineering design services for RR176 St. Roch North Group A; and Construction Admin and Inspection in the amount not to exceed \$167,140.89; and the parties executed Amendments No. 6 and 7 dated February 1, 2021; and

**WHEREAS**, by Resolution R-130-2020, approved November 18, 2020, the Board authorized amending the Agreement to include engineering design services for RR177 St. Roch North Group B and RR178 St. Roch North Group in the amount not to exceed \$465,215.71; and the parties executed Amendments No. 6 and 7 dated February 1, 2021; and

**WHEREAS**, by Resolution R-040-2021, approved April 21, 2021, the Board authorized amending the Agreement to include engineering design services for projects RR170 St. Claude Group E Not to exceed \$3,150.00, RR116 Marlyville-Fountainbleau Group A not to exceed \$92,954.70 and the Board needs to negotiate fees for RR046 Florida Area & Dev Group A, RR047 Florida Area & Dev Group B, RR048 Florida Area & Dev Group C, RR049 Florida Area & Dev Group D, RR172 St. Claude Group G, RR173 St. Claude Group G and sewer resident inspection not to exceed \$292,000.00 for an amendment total in the amount not to exceed \$388,104.70 and an agreement total not to exceed \$2,380.213.03; and the State has requested additional State and Federal clauses be amended into the contract; and the parties executed Amendment No. 8 dated August 11, 2021; and

**WHEREAS**, by Resolution R-072-2021 approved July 14, 2021, the Board authorized amending the Agreement to include engineering design services for projects RR167 St Claude Group B not to exceed \$67,681.52, RR180 St. Roch South Group A not to exceed \$621,270.63, and RR018 B.W. Cooper, Gert

Town, Dixon Group E not to exceed \$58,779.72, Amendment No. 9 fees not to exceed: \$747,731.87 and agreement fees not to exceed \$3,127,944.90; and the parties executed Amendment No. 9 dated August 12, 2021; and

**WHEREAS**, by Resolution R-045-2021 approved April 20, 2022, the Board authorized amending the Agreement to include engineering design services and resident inspection fees for RR091 Lakeview South Group B and RR223 (RR095 Lakewood Group B and RR096 Lakewood Group C) not to exceed \$800,000.00, and Resident Inspection fees for RR120 Marlyville-Fontainebleau Group E not to exceed \$25,000.00, Amendment No. 10 fees not to exceed: \$825,000.00 and WLRP agreement fees not to exceed \$3,952,944.90 and to extend the Contract Completion Date to November 5, 2024; and the parties executed Amendment No. 10 dated September 6, 2022; and

**WHEREAS**, by Resolution R-126-2022 approved October 26, 2022, the Board authorized amending the Agreement to include engineering design services and resident inspection fees for RR181 and RR176 for an amendment total not to exceed \$96,191.40 and WLRP agreement fees not to exceed \$4,049,136.30; and

**WHEREAS**, the Board has negotiated fees for construction administration services and resident inspection fees for RR181 St. Roch South Group B; RR176 St. Roch North Group A; RR091 Lakeview South Group B; and RR223 Lakewood Groups B and C for an amendment total not to exceed \$496,409.17 and WLRP agreement fees not to exceed \$4,545,545.47.

**NOW, THEREFORE BE IT RESOLVED**, that the President or President Pro Tem of the Sewerage and Water Board is hereby authorized to execute on behalf of the Sewerage and Water Board of New Orleans Contract Amendment No. 12 to the existing agreement with Stantec Consulting Services, Inc. (as successor in interest to MWH Americas, Inc.) for JIRR work not to exceed \$496,409.17 for total fees under the Agreement not to exceed \$4,545,545.47.

---

I, Ghassan Korban, Executive Director,  
Sewerage and Water Board of New Orleans,  
do hereby certify that the above and foregoing  
is a true and correct copy of a resolution adopted  
at the Regular Meeting of said Board,  
duly called and held, according to law, on  
December 14, 2022.

---

**Ghassan Korban,**  
EXECUTIVE DIRECTOR  
SEWERAGE AND WATER BOARD OF NEW ORLEANS

**Sewerage and Water Board of New Orleans  
BOARD OF DIRECTORS PROFESSIONAL SERVICES FACT SHEET**



**ACTION REQUESTED**

**Amendment 12 to Professional Engineering Services Agreement**

**Stantec Consulting Services, Inc. WLRP Agreement - RR181 St. Roch South Group B; RR176 St. Roch North Group A; RR091 Lakeview South Group B; and RR223 Lakewood Groups B and C**

Basic services and resident inspection for additional scope for RR176 St. Roch North Group A NTE \$67,923.40; additional resident inspection fee for RR091 NTE \$13,546.27 due to finalized negotiations; additional fees for RR223 NTE \$383,071.50 due to finalized negotiations; and additional Construction administration and resident inspection fees for RR181 NTE \$31,868.00. The consultant has expended current fees on RR181 for these activities, construction of SWB utilities is not complete. The consultant has also requested an increase in RI rates from \$78.75/hr to \$83.75/hr for an inspector, and from \$86.94/hr to \$91.94/hr for a senior inspector, that will take effect on future projects not currently in construction.

**CONTRACTOR/SUB/VENDOR INFORMATION**

		DBE PARTICIPATION	
PRIME	SUBS	TARGET	ACTUAL
<i>Stantec Consulting Services, Inc.</i>	<i>Gotech, Inc.</i>	35.00%	5.03%
	<i>Royal Engineers &amp; Consultants, LLC;</i>		0.00%
	<i>Batture, LLC;</i>		3.48%
	<i>GAEA Consultants, LLC;</i>		0.34%
	<i>CDW Services, LLC.</i>	0.00%	3.55%
Total		35.00%	12.40%

**DESCRIPTION AND PURPOSE**

Original Contract - Not to Exceed 18% Cost of Construction	
Amendments 1-11	\$4,049,136.30
Value of Requested Work	\$496,409.17
Has a NTP been Issued	Yes
<b>Total Revised Contract Value</b>	<b>\$4,545,545.47</b>
Original Contract Completion Date	End of Construction
Previously Approved Extensions (Days)	494
Time Extension Requested (Days)	0
<b>Proposed Contract Completion Date</b>	<b>5-Nov-24</b>

**Purpose and Scope of the Contract:**

*This agreement provides engineering services for the Joint Infrastructure Recovery Request (JIRR) program in coordination with the City of New Orleans (CNO) Recovery Roads (RR) Program for Bywater, Florida Area, Marigny, St. Roch, St. Claude, Marlyville-Fountainbleau, Lakeview, and Lakewood neighborhoods.*

**Reason for Change:**

Negotiate Fees <input checked="" type="checkbox"/>	Differing Site Condition <input type="checkbox"/>	Regulatory Requirement <input type="checkbox"/>
Design Change <input type="checkbox"/>	Other <input type="checkbox"/>	

*RR181: continued problems during construction have caused extra time and effort to be expended, beyond the original plan and the consultant is in need of additional fees for construction administration and resident inspection for the FEMA waterlines. The*

consultant has expended current fees and cannot invoice for the remaining work. RR176: during the 90% design review, additional scope was required on two intersection on FEMA waterlines. These fees are for the remaining basic services and resident inspection required for that additional scope. Fee negotiations were finalized on RR091 and RR223, this is the difference from the estimated fee in Amendment 10. Consultant has also requested a rate increase for resident inspection that will be effective on future projects not currently in construction.

**Spending to Date:**

Cumulative Contract Amount (as of 10/26/2022)	\$4,049,136.30
Cumulative Contract Spending (as of 10/21/2022)	\$879,819.92

**Contractor's Past Performance:**

The designer's timeliness of deliverables, conformance to SWBNO policies, procedures, and quality meet expectations. DBE participation will be met by Resident Inspection services during Construction.

**PROCUREMENT INFORMATION**

Contract Type	Professional Services	Award Based On	Qualified List
Commodity	Public Works Construction	Name & FEMA PW	WLRP & 21031
Contractor Market	Public RFQ with DBE participation		
Compliance with Procurement Laws?	Yes <input checked="" type="checkbox"/> No <input type="checkbox"/>	CMRC Date (if nec.):	10/20/2022

**BUDGET INFORMATION**

Funding	CP 175-13; CP 317-06	Department	JIRR
System	Water, Sewer	Project Manager	Susan Diehl
Job Number	A1348FEM; A1370FEM; C1399WIF	Purchase Order #	PG20196000145

**ESTIMATED FUND SOURCE**

User	Share%	Dollar Amount	Reimbursible?
Sewer System	46%	\$228,297.22	WIFIA - 49% FEMA - 100%
Water System	54%	\$268,111.95	
Drainage System			
<b>TOTAL</b>		\$ 496,409.17	

I certify that this contract action complies with all Sewerage and Water Board procurement policies and guidance, ethics rules and meets necessary regulatory requirements, including compliance with financing sources.

\_\_\_\_\_  
Mark D. Van Hala, P.E.  
Program Administrator  
Joint Infrastructure Recovery Request

**AUTHORIZATION FOR AMENDMENT NUMBER 2 OF PROFESSIONAL SERVICES  
AGREEMENT WITH PURE TECHNOLOGIES U.S. INC. DBA WACHS WATER  
SERVICES FOR ON-CALL WATER VALVE OPERATION SERVICES**

**WHEREAS**, on June 16, 2021 the Sewerage and Water Board of New Orleans (Board) published notice of a Request for Proposal (the “RFP”) Solicitation # SWB-2021-07 On-Call Water Valve Operation Services; and

**WHEREAS**, on July 19, 2021, the Board received one (1) proposal in response to the RFP, and that was from Pure Technologies U.S. Inc. dba Wachs Water Services (the “Pure Technologies”) including a proposed cost of \$1,594,203.00; and

**WHEREAS**, on October 20, 2021 the Board Authorized entering into an agreement with Pure Technologies “Agreement” at a not to exceed price of \$1,594,203.00 with an initial term of one (1) year with up to two extensions, and a DBE goal of 35%.; and

**WHEREAS**, on August 17, 2021 the Board Authorized entering into an Amendment for additional valve service at a not to exceed price of \$100.000, exercise the first one-year extension to the Agreement at a not to exceed price of \$1,694,203.00 for the amendment and a contract total not to exceed \$3,288,406.00; and

**WHEREAS**, the Board and Pure Technologies U.S. Inc. dba Wachs Water Services have negotiated fees for the one-year extension, cancellations, standby charges and repair and replace of valves for the amendment of \$0.00 and a contract total not to exceed \$3,288,406.00.

**NOW, THEREFORE BE IT RESOLVED**, that the Executive Director is hereby authorized to execute amendment number 2 with Pure Technologies U.S. Inc. dba Wachs Water Services to negotiated fees for the one-year extension, cancellations, standby charges, repair and replacement of valves in the amount of \$0.00 for the amendment and a contract total not to exceed \$3,288,406.00.

---

I, Ghassan Korban, Executive Director, Sewerage  
and Water Board of New Orleans, do hereby  
certify that the above and foregoing is a true and  
correct copy of a resolution adopted at the Regular  
Meeting of the said Board, duly called and held,  
according to law, on December 14, 2022.

---

**Ghassan Korban**  
EXECUTIVE DIRECTOR  
SEWERAGE AND WATER BOARD OF NEW ORLEANS

**Sewerage and Water Board of New Orleans  
BOARD OF DIRECTORS CONTRACTOR FACT SHEET**



**ACTION REQUESTED**

**Amendment No.2 (A#2)**

**Agreement #SWB-2021-07 – On-Call Water Valve Operation Services**

Authorize Amendment No. 2 to our Services Contract between the Sewerage and Water Board and Pure Technologies U.S. Inc. dba Wachs Water Services.

**CONTRACTOR/SUB/VENDOR INFORMATION**

		DBE PARTICIPATION	
PRIME	SUBS	GOAL	To Date
Pure Technologies U.S. Inc. dba Wachs Water Services	Fulcrum International	35.00%	
Total		35.00%	

**DESCRIPTION AND PURPOSE**

Original Contract Value	\$1,594,203.00
Previous Amendments	\$1,694,203.00
Present Contract Value	\$3,288,406.0
Amendment No.2	\$0.00
% For This Amendment	0.0%
Has a NTP been Issued	No
<b>Proposed Revised Contract Value</b>	<b>\$3,288,406.00</b>
Original Contract Completion Date	11/11/2022
Previous Time Added	365
Time Extension Requested	0
<b>Proposed Contract Completion Date</b>	<b>11/11/2023</b>

**Purpose and Scope of the Contract:**

The SWBNO operates a water distribution network in the City New Orleans (CNO) which is supplied by various small and large diameter water pipes. During the reconstruction of these water pipes, existing valves need to be closed and then re-opened. Contractor shall perform test, full, and emergency valve closures and associated duties.

1. A test closure is performed to ensure water is not flowing to the proposed work site;
2. A (Full) Water Valve closure is performed so that construction work may be performed;
3. An Emergency Water Valve closure

**Reason for Change:**

In Scope <input checked="" type="checkbox"/>	Differing Site Condition <input type="checkbox"/>	Regulatory Requirement <input type="checkbox"/>
Design Change <input type="checkbox"/>	Other <input checked="" type="checkbox"/>	

Negotiate 2nd year Rates and Fees, Cancellations and Standby Charges, Repair and Replacement Valves

**Spending to Date:**

Cumulative Contract Amount (as of 9/13/2022)	\$3,288,406.00
Cumulative Contract Spending (as of 10/21/2022)	\$450,024.23

**Contractor's Performance:**

Satisfactory.

#### PROCUREMENT INFORMATION

Contract Type	RFP	Award Based On	Best Qualified
Commodity	Service	Contract Number	#SWB-2021-07
Contractor Market	RFP with DBE participation of 35%		
Compliance with Procurement Laws?	Yes    X            No		

#### BUDGET INFORMATION

Funding	CP 175-13	Department	JIRR
System	Water	Project Manager	David "Patrick" Taylor
Job Number	A1173FEM	Purchase Order #	PG20216000195

#### ESTIMATED FUND SOURCE

User	Share%	Dollar Amount	Reimbursable?
Sewer System	0%		
Water System	100%	\$0.00	FEMA - 100%
Drainage System	0%		
<b>TOTAL</b>		\$ -	

I certify that this contract action complies with all Sewerage and Water Board procurement policies and guidance, ethics rules and meets necessary regulatory requirements, including compliance with financing sources.

\_\_\_\_\_  
*Mark D Van Hala, PE*  
*Program Administrator*  
*Joint Infrastructure Recovery Request*



**AUTHORIZATION OF CONTRACT AMENDMENT NO. 10 TO THE AGREEMENT BETWEEN THE SEWERAGE AND WATER BOARD OF NEW ORLEANS AND LINFIELD, HUNTER & JUNIUS, INC., FOR DESIGN AND ENGINEERING SERVICES FOR THE WATERLINE REPLACEMENT PROGRAM**

**WHEREAS**, pursuant to Resolution R-042-2012 approved March 15, 2012, **THE SEWERAGE AND WATER BOARD OF NEW ORLEANS** (Board) and **LINFIELD, HUNTER & JUNIUS, INC.**, (Consultant) executed an agreement dated September 10, 2012, for Consultant to provide engineering and design services for the Water Line Replacement Program (WLRP) for the Leonidas, Marlyville-Fountainbleau, East Carrollton and Black Pearl neighborhoods (the “Original Agreement”); and

**WHEREAS**, the fee under the Original Agreement was not to exceed 18% of the construction cost and the Consultant provided a DBE participation summary; and

**WHEREAS**, pursuant to Resolution R-161-2014 on September 17, 2014, the Board and Contractor executed Amendment No. 1 to the Original Agreement (as amended, the “Agreement”), adding program/project management services, design and inspection services for repair or replacement of drain lines damaged by Katrina as approved and funded by FEMA PWs for the City Department of Public Works, and payment of fees therefor; and

**WHEREAS**, the fee under Amendment No. 1 was not to exceed 10% of the construction cost; and

**WHEREAS**, pursuant to Resolution R-007-2020 on June 4, 2020, the Board and Contractor executed Amendment No. 2, amending the Agreement to delete any future program/project management services and all unaccrued program/project management services fees, to include engineering construction services in the RR009 Black Pearl, East Carrollton Group A and RR118 Marlyville-Fontainebleau Group C at a fee not to exceed \$26,274.82 (for a total fee not to exceed \$813,913.28) and to establish a contract expiration date of June 30, 2023; and

**WHEREAS**, the Board executed Amendment No. 3 on July 15, 2020 for engineering construction services in projects RR008 Black Pearl Group B and RR009 Black Pearl, East Carrollton Group A, and RR118 Marleyville Fontainebleau Group C at a fee not to exceed \$119,651.11 (for a total fee not to exceed \$933,564.39); and

**WHEREAS**, the Board executed Amendment No. 4 on October 21, 2020 for surveying, geotechnical, design and engineering construction service fees for TM006 Leonidas/Fig Transmission Main Project for fee not to exceed \$832,977.91, and a total contract fee not to exceed \$1,766,542.30; and

**WHEREAS**, the Board executed Amendment No. 5 on May 12, 2021 for bidding, construction administration, record drawings and resident inspection for RR097 Leonidas Group A for fee not to exceed \$83,608.00, and a total contract fee not to exceed \$1,850,150.30; and

**WHEREAS**, the Board executed Amendment No. 6 on May 12, 2021 for bidding, construction administration, record drawings and resident inspection for RR098 Leonidas Group C and RR099 Leonidas Group D; for fees not to exceed \$275,838.00 and no change in the total contract fee of not to exceed \$1,850,150.30; and

**WHEREAS**, the Board executed Amendment No. 7 on May 12, 2021 for design, bidding, construction administration, record drawings and resident inspection for TM009 Spruce Transmission Main for a fee not to exceed \$356,951.00 and a total contract fee not to exceed \$2,207,101.30; and

**WHEREAS**, the Board executed Amendment No. 8 on December 16, 2021 for engineering services for projects RR120 Marlyville-Fountainbleau Group E - Resident Inspection and RR123 Marylville-Fountainbleau Group H Final bid documents, Basic Services (bid/award, construction administration, record drawings), and Resident Inspection for fees not to exceed \$251,192.38 and a total contract fee not to exceed \$2,458,293.68; and

**WHEREAS**, the Board executed Amendment No. 9 on June 6, 2022 for engineering design, bid phase services, construction administration and record drawings for the directional drilling of a new 12-inch HDPE waterline across the Intracoastal Waterway at the Algiers Lock Forebay to replace an existing 12-inch waterline; and the Consultant is willing to perform the described services for fee not to exceed \$103,650.00 and a total contract fee not to exceed \$2,561,943.68; and

**WHEREAS**, the Board needs additional inspection and material testing services on the TM006 Leonidas/Fig Transmission Main Project and additional construction services on the RR118 Marlyville-Fountainbleau Group C; and the Consultant is willing to perform the described services for fee not to exceed \$157,727.85 and a total contract fee not to exceed \$2,719,671.53.

**NOW, THEREFORE BE IT RESOLVED**, that the President or President Pro Tem of the Sewerage and Water Board is hereby authorized to execute on behalf of the Sewerage and Water Board of New Orleans Contract Amendment No. 10 to the existing agreement with Linfield, Hunter and Junius, Inc. to include work not to exceed \$157,727.85, for a total contract fee not to exceed \$2,719,671.53.

---

I, Ghassan Korban, Executive Director,  
Sewerage and Water Board of New Orleans,  
do hereby certify that the above and foregoing  
is a true and correct copy of a resolution adopted  
at the Regular Meeting of said Board,  
duly called and held, according to law, on  
December 14, 2022.

---

**Ghassan Korban**  
EXECUTIVE DIRECTOR  
SEWERAGE AND WATER BOARD OF NEW ORLEANS

Sewerage and Water Board of New Orleans  
BOARD OF DIRECTORS PROFESSIONAL SERVICES FACT SHEET



ACTION REQUESTED

Amendment #10

Linfield, Hunter & Junius, Inc. WLRP Agreement

Request authorization to process Amendment 10 to our WLRP Agreement with Linfield, Hunter & Junius, Inc.

CONTRACTOR/SUB/VENDOR INFORMATION

		DBE PARTICIPATION	
PRIME	SUBS	TARGET	ACTUAL
Linfield, Hunter & Junius, Inc.	Infinity Engineering Consultants, LLC Condall Consulting Group, LLC Trigon Associates, LLC	35.00%	
Total		35.00%	0.00%

DESCRIPTION AND PURPOSE

Original Contract -	Fee not to exceed 18% of construction cost
Amendments 1-9	\$2,561,943.68
Value of Requested Change	\$157,727.85
Has a NTP been Issued	Yes
Total Revised Contract Value	\$2,719,671.53
Original Contract Completion Date	End of Construction
Previously Approved Extensions (Days)	6/30/2023
Time Extension Requested (Days)	500
Proposed Contract Completion Date	11/11/2024

Purpose and Scope of the Contract:

The Water Line Replacement Program (WLRP) agreement, R-042-2012 provides engineering services in association with the Joint Infrastructure Recovery Request program in coordination with the City of New Orleans Recovery Roads Program for the following neighborhoods – East Carrollton, Black Pearl and Marlyville-Fountainbleau. This WLRP Agreement is FEMA reimbursible. Construction will be reimbursed through the FEMA Project Worksheet PW21031. Design is being reimbursed through East Carrollton (PW20759), Black Pearl (PW20693), and Marlyville-Fountainbleau (PW20484) and PW21031 (The Settlement).

Reason for Change:

Negotiate Fees <input checked="" type="checkbox"/>	Differing Site Condition <input type="checkbox"/>	Regulatory Requirement <input type="checkbox"/>
Design Change <input type="checkbox"/>	Other - Enhanced TM <input type="checkbox"/>	

The original fees for Resident Inspection (\$97,680.00) have been expended and all work has not been completed. This request will increase fees for TM006 - Resident Inspection by a NTE \$80,000.00, for a total fee of \$177,680.00 and provide for a material testing fee of \$34,320.00 on the same project.

Future amendments are anticipated for TM services, and JIRR projects once construction begins.

Spending to Date:

Cumulative Contract Amount (as of 12/14/2022)	\$2,561,943.68
Cumulative Contract Spending (as of 11/15/2022)	\$1,501,881.54

Contractor's Past Performance:

The designer's timeliness of deliverables, conformance to SWBNO policies and procedures, quality meet expectations. To date the consultant has achieved a DBE participation rate of 33.25% of the 35% goal. Remaining DBE participation will be met by Resident Inspection Services during Construction.

PROCUREMENT INFORMATION

Contract Type	Professional Services	Award Based On	Qualified List
Commodity	Public Works Construction	Name & FEMA PW	WLRP & 21031
Contractor Market	Public RFQ with DBE participation		
Compliance with Procurement Laws?	Yes <input checked="" type="checkbox"/> No <input type="checkbox"/>	CMRC Date (if nec.):	11/3/2022

BUDGET INFORMATION

Funding	CP 175-13	Department	JIRR
System	Water	Project Manager	Randall Schexnayder
Job Number	A1348FEM	Purchase Order #	PG20206000928

ESTIMATED FUND SOURCE

User	Share%	Dollar Amount	Reimbursible?
Sewer System	0%	\$0.00	WIFIA Loan - 100%
Water System	100%	\$157,727.85	21031 - 100%
Drainage System			
TOTAL		\$157,727.85	

I certify that this contract action complies with all Sewerage and Water Board procurement policies and guidance, ethics rules and meets necessary regulatory requirements, including compliance with financing sources.

Mark D. Van Hala, P.E.  
Program Administrator  
Joint Infrastructure Recovery Request

**AUTHORIZATION OF AMENDMENT NO. 8 TO THE AGREEMENT BETWEEN THE SEWERAGE AND WATER BOARD OF NEW ORLEANS AND G.E.C. INC. FOR DESIGN AND ENGINEERING SERVICES FOR THE WATER LINE REPLACEMENT PROGRAM**

**WHEREAS**, by Resolution R-040-2012 approved March 15, 2012, **THE SEWERAGE AND WATER BOARD OF NEW ORLEANS** (“Board”) authorized execution of a contract with **G.E.C. Inc.** (Consultant) of the Original Agreement for Consultant to provide engineering and design services for the Board’s Water Line Replacement Program (“WLRP”) for the St. Bernard Area, Fairgrounds and Bayou St. John neighborhoods at a fee not to exceed ten (10) percent of construction for design, six (6) percent for inspection and two (2) percent for supplemental services, excluding surveying services, for a sum total not to exceed eighteen (18) percent of the cost of construction, with DBA participation of 35%; and

**WHEREAS**, by Resolution R-157-2014 approved August 20, 2014, the Board authorized execution of Amendment No. 1 which added program/project management and design/inspection services of repair or replacement of street drainage and authorized fees to reflect the FEMA approved PWs for design construction inspection of work, not to exceed 10% of the construction cost; and

**WHEREAS**, by Resolution R-075-2019 approved August 21, 2019, the Board authorized execution of Amendment No. 2 which removed inspection services and supplemental services included as part of the Original Agreement, and removed project/program management services added by Amendment No. 1 from the scope of services to be provided and reduced fees accordingly, incorporated clauses that allow for fair and reasonable fees to be negotiated in accordance with State Guidelines and Cost Reasonable Analysis of the State of Louisiana, Division of Administration, Office of Facility Planning, incorporate current FEMA and Federal Requirements clauses, establish fees and rates for engineering construction services for projects RR004 Bayou St. John, Fairgrounds, Seventh Ward Group B, RR165 St. Bernard Group A and TM002 St. Bernard Avenue Transmission Main at a not to exceed fee of \$181,609.59 for a total maximum compensation not to exceed \$581,356.25 and set the contract end date at May 30, 2022; and

**WHEREAS**, Amendment No. 3, dated October 14, 2020 added services for RR004 Bayou St. John, Fairgrounds, Seventh Ward Group B and RR165 St. Bernard Group A at a not to exceed fee of \$256,566.89 for a total maximum compensation not to exceed \$837,923.14 and set the contract end date at June 30, 2023; and

**WHEREAS**, Amendment No. 4, dated December 23, 2020, established fees for engineering design services for projects RR005 Bayou St. John, Fairgrounds, Seventh Ward Group C and RR007 Bayou St. John, Fairgrounds, Seventh Ward Group E in the not to exceed amount of \$4,488.09 for a total maximum compensation not to exceed \$842,411.23; and

**WHEREAS**, Amendment No. 5 will establish fees for engineering construction services for RR006 Bayou St. John, Fairgrounds, Seventh Ward Group D at a not to exceed fee of \$105,120.00 for a total maximum compensation not to exceed \$947,531.23; and

**WHEREAS**, by Resolution R-090-2021 approved October 20, 2021, the Board authorized execution of Amendment No. 6 for engineering construction services for RR005 Bayou St. John, Fairgrounds, Seventh Ward Group C in the amount not to exceed \$79,759.90 and RR007 Bayou St. John, Fairgrounds, Seventh Ward Group E in the amount not to exceed \$69,961.00, amendment not to exceed \$ 149,720.90 , for a total maximum compensation not to exceed \$1,097,252.13

**WHEREAS**, by Resolution R-009-2022 approved January 19, 2022, the Board authorized execution of Amendment No. 7 for engineering construction services for RR165 St. Bernard Group A in the amount not to exceed \$23,770.77 for a total maximum compensation not to exceed \$1,121,022.90.

**WHEREAS**, the Board has negotiated fees for engineering construction services for project TM002 St. Bernard Transmission Main in the amount Not to Exceed \$109,600.00 and final fees for project RR165 St. Bernard Group A in the amount Not to Exceed \$4,862.75. Amendment No. 8 will not exceed \$114,462.75 for a total maximum compensation not to exceed \$1,235,485.65 and extend agreement 366 days.

**NOW THEREFORE, BE IT RESOLVED**, that the President or President Pro Tem of the Sewerage and Water Board is hereby authorized to execute on behalf of the Sewerage and Water Board of New Orleans Amendment No. 8 with G.E.C. Inc. for JIRR work not to exceed \$114,462.75, for the above described and a maximum agreement value not to exceed \$1,235,485.65 and extend the agreement for one year.

---

I, Ghassan Korban, Executive Director,  
Sewerage and Water Board of New Orleans,  
do hereby certify that the above and foregoing  
is a true and correct copy of a Resolution adopted  
at the Regular Monthly Meeting of said Board,  
duly called and held, according to law, on  
December 14, 2022.

---

**Ghassan Korban,**  
**EXECUTIVE DIRECTOR**  
**SEWERAGE AND WATER BOARD OF NEW ORLEANS**

**Sewerage and Water Board of New Orleans  
BOARD OF DIRECTORS PROFESSIONAL SERVICES FACT SHEET**



**ACTION REQUESTED**

**Professional Engineering Services Agreement - Amendment No.8  
G.E.C. Inc. WLRP Agreement - TM002 & RR165**

Request authorization for Amendment No. 8 to our WLRP Agreement with G.E.C. Inc.

**CONTRACTOR/SUB/VENDOR INFORMATION**

		DBE PARTICIPATION	
PRIME	SUBS	TARGET	ACTUAL
G.E.C. Inc.	Trigon Associates, LLC Dragon Limited, Inc.	35.00%	17.82% 9.71%
Total		35.00%	27.53%

**DESCRIPTION AND PURPOSE**

Original Contract - Not to Exceed 18% Cost of C	\$0.00
Amendments 1-7	\$1,121,022.90
Value of Requested Amendment	\$114,462.75
Has a NTP been Issued	Yes
<b>Total Revised Contract Value</b>	<b>\$1,235,485.65</b>
Original Contract Completion Date	End of Construction
Previously Approved Extensions (Days)	6/30/2023
Time Extension Requested (Days)	366
<b>Proposed Contract Completion Date</b>	<b>6/30/2024</b>

**Purpose and Scope of the Contract:**

Per R-040-2012 on 3/15/2012 an agreement for Water Line Replacement Program (WLRP) engineering services for the following neighborhoods – St. Bernard, Fairgrounds, and Bayou St. John was executed 11/20/2012. This WLRP Agreement is FEMA reimbursible. Engineering construction services will be reimbursed through the FEMA Project Worksheet (PW) 21031 The Settlement.

**Reason for Change:**

Negotiate Fees <input checked="" type="checkbox"/>	Differing Site Condition <input type="checkbox"/>	Regulatory Requirement <input type="checkbox"/>
Design Change <input type="checkbox"/>	Other <input type="checkbox"/>	

Amendment No. 8 is required to capture negotiated increase in Engineering Services and Resident Inspection fees for project TM002 St. Bernard Transmission Main in the amount Not to Exceed \$109,600.00. Final fees for project RR165 St. Bernard Group A in the amount Not to Exceed \$4,862.75.

**Spending to Date:**

Cumulative Contract Amount (thru No.7)	\$1,121,022.90
Cumulative Contract Spending (as of 11/28/2022)	\$831,291.87

**Contractor's Past Performance:**

*The designer's timeliness of deliverables, conformance to SWBNO policies, procedures, and quality meet expectations. DBE participation will be met by Resident Inspection services during Construction.*

**PROCUREMENT INFORMATION**

Contract Type	Professional Services	Award Base	Qualified List
Commodity	Public Works Construction	Name & FEMA PW	WLRP & 21031
Contractor Market	Public RFQ with DBE participation		
Compliance with Procurement Laws?	Yes <input checked="" type="checkbox"/> No <input type="checkbox"/>	CMRC Date (if nec.):	11/3/2022 7 12/1/2022

**BUDGET INFORMATION**

Funding	CP 175-13	Department	JIRR
System	Water	Project Manager	R. Schexnayder; S. Diehl
Job Number	A1348FEM	Purchase Order #	PG20206000076

**ESTIMATED FUND SOURCE**

User	Share%	Dollar Amount	Reimbursible?
Sewer System	100%	\$114,462.75	FEMA - 100%
Water System			
Drainage System			
<b>TOTAL</b>		\$ 114,462.75	

I certify that this contract action complies with all Sewerage and Water Board procurement policies and guidance, ethics rules and meets necessary regulatory requirements, including compliance with financing sources.

\_\_\_\_\_  
Mark D. Van Hala, P.E.  
Program Administrator  
Joint Infrastructure Recovery Request

**CONTRACT AMENDMENT NO. 4 TO THE AGREEMENT BETWEEN THE  
SEWERAGE AND WATER BOARD OF NEW ORLEANS AND NEEL-  
SCHAFFER, INC FOR DESIGN AND ENGINEERING SERVICES FOR  
REPAIRS TO RIVER INTAKE FENDER SYSTEMS**

**WHEREAS**, the Board and Neel-Schaffer, Inc. (“NSI”) are parties to a Professional Services Agreement dated November 21, 2017 (the “Agreement”) in the original amount of \$995,902.00 to provide professional engineering services for repairs to the Mississippi River intake fender systems of the Board (“Fender Systems”) when the Fender Systems were struck by the M/V Nordbay, with a stated DBE goal of 35%, for an original term of one (1) year with up to five (5) one-year extensions Resolution R-128-2017; and

**WHEREAS**, by Amendment No. 1 dated March 20, 2020, the Agreement was extended through July 15, 2021 with no change in total compensation; and

**WHEREAS**, on March 16, 2021, the M/V Bow Tribute struck both river intake systems causing additional damage to the Fender Systems; and

**WHEREAS**, by Amendment No. 2 dated November 4, 2021, the Agreement was amended to reflect the exercise of four of the five originally authorized extensions through November 20, 2022, with no change in total compensation; and

**WHEREAS**, by Amendment No.3 dated April 19, 2022, the Agreement was amended to increase the amount to be paid to Neel-Shaffer, Inc. by \$113,725.48 for a total maximum compensation of \$1,109,627.48; and

**WHEREAS**, the Board now desires to exercise the fifth renewal option of the Agreement thereby extending the Agreement through November 20, 2023 with no change in compensation, and

**WHEREAS**, from inception of the Original Agreement the Consultant has consistently and continually performed its obligations to and provided services for the Board, which has facilitated and will further facilitate the continuity of services through November 20, 2023;



**NOW THEREFORE, BE IT RESOLVED**, that the President and/or President Pro Tem shall be authorized to execute Amendment No. 4 to the Agreement with Neel-Schaffer, Inc. for the Repairs to River Intake Fender Systems, extending the Agreement through and including November 20, 2023, with total maximum compensation remaining unchanged at \$1,109,627.48.

---

I, Ghassan Korban, Executive Director,  
Sewerage and Water Board of New Orleans, do hereby  
certify that the above and foregoing is a true  
and correct copy of a Resolution adopted at the Regular  
Monthly Meeting of said Board, duly called and held,  
according to law, on December 14, 2022.

---

**Ghassan Korban,**  
EXECUTIVE DIRECTOR  
SEWERAGE AND WATER BOARD OF NEW ORLEANS

**AUTHORIZATION OF AMENDMENT NO. 2 TO THE AGREEMENT BETWEEN THE SEWERAGE AND WATER BOARD OF NEW ORLEANS AND BACKFLOW PREVENTION SERVICES, LLC FOR BACKFLOW PREVENTION AND CROSS CONNECTION CONTROL MANAGEMENT**

**WHEREAS**, the Sewerage & Water Board of New Orleans (SWBNO) remains dedicated to distributing safe drinking water to the City of New Orleans in accordance with Safe Drinking Water Act (SDWA) requirements; and

**WHEREAS**, backflow prevention and cross connection control management will protect the water produced and distributed by SWBNO from potential contamination by ensuring compliance with the containment practices and maintenance field testing requirements of the Louisiana Department of Health (LDH) pursuant to Title 51 of the Louisiana Administrative Code (LAC 51:XII.344); and

**WHEREAS**, by R-090-2019 approved on August 21, 2019, the SWBNO authorized the execution of a thirty (30) month agreement with Backflow Prevention Services LLC for backflow prevention and cross connection control management services for a not to exceed amount of \$8,110,265.90.; and

**WHEREAS**, the agreement allowed three (3) one-year renewal options for a maximum contractual period of five and one-half (5-1/2) years to develop a backflow prevention and cross connection control management program which shall meet the requirements established by the Louisiana Department of Health, and

**WHEREAS**, the SWBNO, on March 23, 2022, executed Amendment No.1 to provide for the first option year, which extended the agreement to March 23, 2023, and

**WHEREAS**, the SWBNO and Backflow Prevention Services LLC have negotiated fees in the not to exceed amount of \$1,125,000.00 and the total fees for this agreement shall not to exceed amount of \$9,235,265.90 and extending the contract terms to July 31, 2023.

**NOW, THEREFORE, BE IT RESOLVED**, that the President or President Pro Tem shall be authorized to execute Amendment No.2 with Backflow Prevention Services LLC in the not to exceed amount of \$1,125,000.00 and the total fees for this agreement shall not to exceed amount of \$9,235,265.90 and extending the agreement to July 31, 2023.

---

I, Ghassan Korban, Executive Director,  
Sewerage and Water Board of New Orleans, do hereby  
certify that the above and foregoing is a true  
and correct copy of a Resolution adopted at the Regular  
Monthly Meeting of said Board, duly called and held,  
according to law, on December 14, 2022.

---

**Ghassan Korban,**  
EXECUTIVE DIRECTOR  
SEWERAGE AND WATER BOARD OF NEW ORLEANS

Sewerage and Water Board of New Orleans  
BOARD OF DIRECTORS PROFESSIONAL SERVICES FACT SHEET



**ACTION REQUESTED**

**Services Agreement - Amendment No.2  
BACKFLOW PREVENTION AND CROSS CONNECTION CONTROL MANAGEMENT AGREEMENT**

Request authorization for Amendment No.2 to our backflow prevention and cross connection control management services agreement.

**CONTRACTOR/SUB/VENDOR INFORMATION**

		DBE PARTICIPATION	
PRIME	SUBS	TARGET	ACTUAL
Backflow Prevention Services LLC		10.00%	
Total		10.00%	0.00%

**DESCRIPTION AND PURPOSE**

Original Contract	\$8,110,265.90
Amendments	\$0.00
Value of Requested Amendment	\$1,125,000.00
Has a NTP been Issued	Yes
<b>Total Revised Contract Value</b>	<b>\$9,235,265.90</b>
Original Contract Completion Date	3/23/2022
Previously Approved Extensions (Days)	3/23/2023
Time Extension Requested (Days)	366
<b>Proposed Contract Completion Date</b>	<b>3/23/2024</b>

**Purpose and Scope of the Contract:**

Per R-090-2019 approved on August 21, 2019, the SWBNO authorized the execution of a thirty (30) month agreement with Backflow Prevention Services LLC for the above backflow prevention and cross connection control management services for a not to exceed amount of \$8,110,265.90, with three (3) one-year renewal options for a maximum contractual period of five and one-half (5-1/2) years.

**Reason for Change:**

Negotiate Fees <input checked="" type="checkbox"/>	Differing Site Condition <input type="checkbox"/>	Regulatory Requirement <input type="checkbox"/>
Design Change <input type="checkbox"/>	Other <input checked="" type="checkbox"/>	

Amendment No. 2 - SWBNO and Backflow Prevention Services LLC have negotiated fees in the not to exceed amount of \$2,250,000.00 and the total fees for this agreement shall not to exceed amount of \$10,360,265.90 and exercise second one-year renewal option.

**Spending to Date:**

Cumulative Contract Amount (thru No.1)	\$8,110,265.90
Cumulative Contract Spending (as of 11/28/2022)	\$7,702,905.25

**Contractor's Past Performance:**

Satisfactory.

**PROCUREMENT INFORMATION**

Contract Type	Professional Services	Award Base	RFQ
---------------	-----------------------	------------	-----

Commodity	Public Works Construction	Name & FEMA PW	Backflow Services
Contractor Market	Public RFQ with DBE participation		
Compliance with Procurement Laws?	Yes <input checked="" type="checkbox"/> No <input type="checkbox"/>	CMRC Date (if nec.) :	12/1/2022

#### BUDGET INFORMATION

Funding	O&M	Department	JIRR/Environemntal
System	Water	Project Manager	Corwin Washington
Job Number	SWB	Purchase Order #	PG20196000259

#### ESTIMATED FUND SOURCE

User	Share%	Dollar Amount	Reimbursible?
Sewer System	100%		No
Water System		\$1,125,000.00	
Drainage System			
<b>TOTAL</b>		\$ 1,125,000.00	

I certify that this contract action complies with all Sewerage and Water Board procurement policies and guidance, ethics rules and meets necessary regulatory requirements, including compliance with financing sources.

\_\_\_\_\_  
Mark D. Van Hala, P.E.  
Program Administrator  
Joint Infrastructure Recovery Request

**CONTRACT AMENDMENT NO. 13 TO THE AGREEMENT BETWEEN  
THE SEWERAGE AND WATER BOARD OF NEW ORLEANS AND CH2M  
HILL ENGINEERS, INC FOR PROGRAM MANAGEMENT, DESIGN AND  
ENGINEERING SERVICES FOR THE RETROFIT POWER PLANT  
HAZARD MITIGATION GRANT PROJECT**

**WHEREAS**, by action of the Board through the adoption of Resolution R-012-2013, Consultant was awarded the agreement for design and engineering services for the Retrofit Power Plant Hazard Mitigation Project at the Carrollton Water Treatment Plant, the Oak Street Raw Water Intake and Pump Station and the Board's power network on the East Bank of the city of New Orleans; and

**WHEREAS**, by action of the Board through the adoption of Resolution R-118-2014, the existing agreement with Consultant was increased to \$16,438,004; and

**WHEREAS**, by action of the Board through the adoption of Resolution R-029-2015, the existing agreement with Consultant was increased to \$17,516,243; and

**WHEREAS**, by action of the Board through the adoption of Resolution R-112-2015, the existing agreement with Consultant was increased to \$22,486,308; and

**WHEREAS**, by action of the Board through the adoption of Resolution R-014-2017, the existing agreement with Consultant was increased to \$28,385,244; and

**WHEREAS**, by action of the Board through the adoption of Resolution R-051-2018, the existing agreement with Consultant was increased to \$35,182,231.00; and

**WHEREAS**, by action of the Board through the adoption of Resolution R-178-2018, the existing agreement with Consultant was increased to \$36,682,216; and

**WHEREAS**, by action of the Board through the adoption of Resolution R-043-2019, the existing agreement with Consultant was increased to \$41,405,359; and

**WHEREAS**, by action of the Board through the adoption of Resolution R-043-2019, the existing agreement with Consultant was extended to December 31, 2020; and

**WHEREAS**, by action of the Board through the adoption of Resolution R-202-2019, the existing agreement with Consultant was increased to \$43,452,081; and

**WHEREAS**, by action of the Board through the adoption of Resolution R-124-2020, the existing agreement with Consultant was increased to \$45,224,565; and

**WHEREAS**, by action of the Board through the adoption of Resolution R-082-2021, the existing agreement with Consultant was increased to \$45,682,205; and

**WHEREAS**, by action of the Board through the adoption of Resolution R-008-2022, the existing agreement with Consultant was increased to \$46,219,366.00, and

**WHEREAS**, by action of the Board through the adoption of Resolution R-081-2022, the existing agreement with Consultant was extended through December 31, 2022

**WHEREAS**, this amendment provides for the continuation of services supporting the HMGP Power Plant Retrofit Program through June 30, 2023 for an amount not-to-exceed \$294,602.00.

**NOW THEREFORE BE IT RESOLVED**, that the President and/or President Pro Tem be and is hereby authorized to execute the amendment to this agreement with CH2M HILL Engineers, Inc., a wholly owned subsidiary of Jacobs Engineering Group Inc. (Jacobs) extending the contract duration through June 30, 2023 for a contract total of \$46,513,968.00.

---

I, Ghassan Korban, Executive Director,  
Sewerage and Water Board of New Orleans, do hereby  
certify that the above and foregoing  
is a true and correct copy of a Resolution adopted  
at the Regular Monthly Meeting of said Board,  
duly called and held, according to law, on  
December 14, 2022.

---

**Ghassan Korban,**  
EXECUTIVE DIRECTOR  
SEWERAGE AND WATER BOARD OF NEW ORLEANS

**Sewerage and Water Board of New Orleans  
BOARD OF DIRECTORS CONTRACTOR FACT SHEET**



**ACTION REQUESTED**

**AMENDMENT #13**

**RETROFIT POWER PLANT HAZARD MITIGATION GRANT PROGRAM PROJECT**

Request authorization for Amendment No. 13 to the agreement between SWBNO and CH2M Hill Engineers, Inc increasing the fee by \$294,602.00.

**CONTRACTOR/SUB/VENDOR INFORMATION**

PRIME:	SUBS:	DBE PARTICIPATION GOAL:	
		Target	Actual
CH2M Hill Engineers, Inc.	Trigon Associates	23%	12.13%
	ILSI	12%	8.55%
	Beta Group.	0%	0.02%
	J. D. Russell Consulting	0%	0.04%
	Dale Stockstill	0%	0.10%
	Batture LLC	0%	0.05%

**DESCRIPTION AND PURPOSE**

Original Contract Value:	\$12,497,750.00
Previous Amendments 1-12:	\$33,721,616.00
% Change of Contract:	270%
Value of Requested Change:	\$294,602.00
% Change of Contract:	0.6%
Has an NTP been issued:	Yes
<b>Total Revised Contract Value:</b>	<b>\$46,513,968</b>
% Change of Contract to Date:	372%
Original Contract Duration:	Upon completion of authorized HMGP projects
Time extension requested:	6 Months



**Proposed Contract Completion Date: June 2023**

**Purpose and Scope of the Contract:**

Qualified engineering consultant providing design, design build procurement support, engineering services, and program management for the Retrofit Power Plant Hazard Mitigation Project at the Carrollton Water Treatment Plant.

**Reason for Change**

Design error/Omission <input type="checkbox"/>	Differing Site condition <input type="checkbox"/>	Regulatory Requirement <input type="checkbox"/>	Design Change <input type="checkbox"/>	Other _Contract extension_ <input checked="" type="checkbox"/>
--	---	---	--	--

Continued engineering support on the HMGP Power Plant Retrofit Program through scheduled completion in 2023, due to extension of contract 1370A. Services include Program Management, Design Engineering Services, Construction Supervision, Inspection Services.

**Spending to date:**

Cumulative Contract Value (as of 12/1/2022): \$46,513,968

Cumulative Contract Spending (as of 12/1/2022): \$46,190,120

**Contractor's Past Performance:**

The engineer's timeliness of deliverables, conformance to SWBNO policies and procedures, quality meet expectations. Total DBE participation to date is approximately 21%. DBE participation is forecasted to be 21%.

**PROCUREMENT INFORMATION**

<b>Contract Type:</b>	RFQ/RFPs	<b>Award Based On:</b>	Best Value
<b>Commodity:</b>	Professional Services	<b>Contract Number:</b>	N/A
<b>Contractor Market:</b>	Open Market		
<b>Compliance with procurement laws</b>	Yes <input checked="" type="checkbox"/> No <input type="checkbox"/>		

**BUDGET INFORMATION**

<b>Funding:</b>	Capital	<b>Department:</b>	7000
<b>System:</b>	Combined	<b>Department Head:</b>	M. Ron Spooner
<b>Job Number:</b>	F0498XXX	<b>Purchase Order #:</b>	PG202160000071

**ESTIMATED FUND SOURCE**

<b>User</b>	<b>Share%</b>	<b>Dollar Amount</b>
Sewer System	13%	\$38,298.26
Water System	34%	\$100,164.68
Drainage System	53%	\$156,139.06
<b>TOTAL ESTIMATED DOLLAR AMOUNT OF Change Order</b>		\$294,602.00

<b>User</b>	<b>Share%</b>	<b>Dollar Amount</b>
FEMA Reimbursable	84.3%	\$248,349.49
Sewer/Water/Drainage Systems	15.7%	\$46,252.51

I certify that this contract action complies with all Sewerage and Water Board procurement policies and guidance, ethics rules and meets necessary regulatory requirements, including compliance with financing sources.

---

**M. Ron Spooner, P.E.**  
**Chief of Engineering**  
**Interim General Superintendent**

**CONTRACT 30109 – FINAL ACCEPTANCE AND CLOSE OUT OF SEWER  
PUMPING STATION A STRUCTURAL REHABILITATION**

**WHEREAS**, on September 4, 2018, the Sewerage and Water Board entered into Contract 30109 with Cycle Construction Company, LLC in the amount of \$1,669,984.00 for Sewer Pumping Station A Structural Rehabilitation; and

**WHEREAS**, Contract 30109 had seven total Change Orders that brought the accumulated Contract Change Order total to \$1,847,346.15 or 110.62 percent of the original Contract value; and

**WHEREAS**, Contract 30109 is ready for Final Acceptance by Sewerage and Water Board of New Orleans; and

**WHEREAS**, the General Superintendent in his report has recommended that this contract receive final acceptance and be closed out;

**NOW THEREFORE BE IT RESOLVED**, by the Sewerage and Water Board of New Orleans that the recommendation of the General Superintendent, to authorize final acceptance and to close out Contract 30109, is hereby approved.

---

I, Ghassan Korban, Executive Director,  
Sewerage and Water Board of New Orleans,  
do hereby certify that the above and foregoing  
is a true and correct copy of a resolution adopted  
at the Regular Meeting of said Board,  
duly called and held, according to law, on  
December 14, 2022.

---

**Ghassan Korban,**  
EXECUTIVE DIRECTOR  
SEWERAGE AND WATER BOARD OF NEW ORLEANS

**FINAL ACCEPTANCE OF CONTRACT 1403 – DEMOLITION OF ABANDONED C-7 AND C-8 BASINS AND OTHER SITE IMPROVEMENTS AT THE CARROLLTON WATER PLANT**

**WHEREAS**, on October 27, 2020, the Sewerage and Water Board (S&WB) entered into Contract 1403 with Cycle Construction Company, LLC in the amount of \$7,619,394.00 for the Construction of Carrollton Water Plant West Substation/Demolition of C7 and C8 Basins; and

**WHEREAS** Cycle Construction Co., LLC contract increased in value by \$5,264,456.97, as authorized through prior Board resolutions, bringing the cumulative value of the contract to \$12,883,850.97; and

**WHEREAS** the DBE participation for this project is 36% and the participation achieved on this contract is 35.58%; and

**WHEREAS** the final dollar amount of the work performed increased the value of the contract by \$5,264,456.97 and extended the duration by 386 calendar days; and

**WHEREAS** the General Superintendent in his report has recommended that the contract receive final acceptance;

**NOW, THEREFORE, BE IT RESOLVED**, by the Sewerage and Water Board of New Orleans, that the recommendation of the General Superintendent to reconcile and authorize final acceptance of Contract 1403 is hereby approved.

---

I, Ghassan Korban, Executive Director of the  
Sewerage and Water Board of New Orleans, do hereby  
certify that the above and foregoing is a true and correct  
copy of a Resolution adopted at the Regular Monthly  
meeting of said Board, duly called and held, according to  
law, on December 14, 2022.

---

**Ghassan Korban**  
EXECUTIVE DIRECTOR  
SEWERAGE AND WATER BOARD OF NEW ORLEANS

**EXECUTIVE SUMMARY – October 2022**

A summary analysis of the financial results and other performance goals is attached for your further review.

<b>All Systems</b> (in millions)	October <u>MTD Actual</u>	October <u>MTD Budget</u>	Variance <u>MTD</u>	October <u>YTD Actual</u>	October <u>YTD Budget</u>	Variance <u>YTD</u>	<u>Annual Budget</u>
Operating Revenues	\$23.8	\$23.1	\$0.7	\$208.8	\$207.5	\$1.2	\$276.7
Ad Valorem / Other Revenues	\$0.5	\$0.4	\$0.2	\$74.2	\$61.9	\$12.2	\$62.7
Operating Expenditures	\$23.9	\$30.6	\$6.7	\$264.4	\$306.0	\$41.6	\$367.2

**Revenues Less Adjusted Expenses (October 2022)**

Revenues	Actual (MTD)	Budget (MTD)	2021 Actual (MTD)	Actual (YTD)	Budget (YTD)	2021 Actual (YTD)	Actual YTD as % of Budget YTD
Water Service	10,308,638	10,108,568	10,275,560	99,552,236	101,085,681	97,904,142	98%
Sewer Service	13,135,899	12,851,690	13,176,627	128,472,585	128,516,903	124,457,375	100%
Non Operating Revenue	537,613	379,598	690,616	74,172,151	61,936,303	66,881,661	120%
Misc Revenues	346,439	97,979	219,648	4,529,688	979,785	5,029,488	462%
<b>Total Revenues</b>	<b>24,328,589</b>	<b>23,437,835</b>	<b>24,362,451</b>	<b>306,726,659</b>	<b>292,518,672</b>	<b>294,272,666</b>	<b>105%</b>
<b>Operating Expenses</b>							
Water Service	7,992,593	11,594,361	10,145,026	92,483,027	115,943,610	85,500,137	80%
Sewer Service	10,017,704	12,497,949	11,701,634	107,748,943	124,979,490	101,737,126	86%
Drainage Service	5,880,591	6,508,923	7,936,362	64,169,848	65,089,230	61,256,244	99%
<b>Total Expenses</b>	<b>23,890,888</b>	<b>30,601,233</b>	<b>29,783,022</b>	<b>264,401,819</b>	<b>306,012,330</b>	<b>248,493,507</b>	<b>86%</b>
Interest Expense	1,242,602	1,329,984	1,289,801	16,332,321	13,299,843	15,051,003	123%
<b>Revenues less Expenses</b>	<b>(804,901)</b>	<b>(8,493,382)</b>	<b>(6,710,372)</b>	<b>25,992,520</b>	<b>(26,793,501)</b>	<b>30,728,156</b>	<b>-97%</b>
Non-Cash Expenses	9,491,165	10,451,100	9,446,829	94,241,442	104,511,000	91,167,317	90%
<b>Revenues less Adjusted Expenses</b>	<b>8,686,264</b>	<b>1,957,718</b>	<b>2,736,457</b>	<b>120,233,963</b>	<b>77,717,499</b>	<b>121,895,473</b>	<b>155%</b>

## Cash Collections

### Monthly Cash Collected (Sewer & Water)

January 2021	\$19,008,112
February 2021	\$18,164,856
March 2021	\$21,854,443
April 2021	\$17,825,957
May 2021	\$17,664,723
June 2021	\$21,188,989
July 2021	\$21,022,314
August 2021	\$18,529,785
September 2021	\$15,870,821
October 2021	\$20,146,729
November 2021	\$20,681,914
December 2021	\$22,501,773
January	\$21,668,572
February	\$19,784,732
March	\$23,794,757
April	\$22,108,822
May	\$22,393,899
June	\$20,551,614
July	\$24,989,499
August	\$26,120,728
September	\$21,707,134
<b>October</b>	<b>\$22,329,752</b>

**Monthly Average 2022 - \$22,345,771**

Monthly Average 2021 - \$19,576,120

## Monthly Financial Dashboard

		October 2022			October 2021		
		Water	Sewer	Drainage	Water	Sewer	Drainage
1	Operating Revenues by class of service	\$10,308,638	\$13,135,899		\$10,275,560	\$13,176,627	
2	Revenues per Active account	\$74	\$95		\$74	\$94	
3	Cash Collections	\$9,736,225	\$12,593,527		\$9,863,817	\$10,735,930	
4	Ad Valorem - other revenues			\$282,335			\$609,468
5	Operating & Maintenance (O&M) Expenses	\$7,992,593	\$10,017,704	\$5,880,591	\$10,145,026	\$11,701,634	\$7,936,362
6	O&M cost per Active account	\$58	\$72	\$42	\$73	\$84	\$57
7	Cash, Cash Equivalents and Funds on Deposit	\$43,300,041	\$58,637,382	\$35,906,860	\$37,702,271	\$51,197,207	\$33,233,436
Liquidity							
8	Current ratio (current assets/current liabilities)	2.6	3.6	2.7	2.2	3.7	3.1
9	Days cash on hand (>90 days required)	182	225	n/a	161 <sup>1</sup>	227 <sup>1</sup>	n/a
					1 - as of Sept 2022		
Leverage							
10	Debt (bonds)	\$224,739,369	\$348,178,273	\$2,000,000	\$204,657,530	\$342,301,673	\$3,969,175
11	Preliminary Debt Service Coverage (>1.25 required)	1.90	1.84	n/a	7.43 <sup>2</sup>	6.64 <sup>2</sup>	n/a
12	Total Assets	\$928,508,586	\$1,365,671,511	\$1,723,893,052	\$834,667,900	\$1,338,275,084	\$1,674,942,356
13	Net Position	\$562,480,182	\$893,538,020	\$1,361,638,271	\$474,410,413	\$864,645,482	\$1,315,868,724
14	Leverage (total debt/ total assets)	24%	25%	0%	25%	26%	0%
15	Debt/ net position	40%	39%	0%	43%	40%	0%
16	Long term debt per Active Accounts	\$1,617	\$2,506	\$14	\$1,467	\$2,453	\$28
					2 - as of 2021 AFR		
Receivables			Water / Sewer	Water / Sewer			
17	Customer Receivables, net of allowance	\$32,666,927		\$51,511,932			
18	Active Customer Receivables past due > 60 Days	\$58,897,137		\$86,714,589			
19	Average Customer Balance past due >60 Days	\$2,323		\$2,809			
20	Uncollected Ratio (1-(cash collections/revenues)) - last 12 mos	2.9%		13.8%			
21	Total Number of Active Accounts	138,957		139,528			
22	Total Number of Delinquent Active Accounts	25,352		30,871			
23	Total Number of Accounts in Dispute	3,376		1,941			
24	Avg Days to Complete Investigation Requests	79		45			
25	Total Number of New Payment Plans	1,495		418			
26	Total Number of Disconnect Notices Sent	8,400		1,315			
27	Total Number of Disconnects	1,335		36			

**Debt Obligations**

As of October 31, 2022

	Water	Sewer	Drainage	Total
Debt Outstanding:				
Revenue Bonds*	\$ 222,760,000	\$ 269,455,000		\$ 492,215,000
Limited Tax Bonds			\$ 2,000,000	\$ 2,000,000
EPA WIFIA Bond*		\$ 936,848		\$ 936,848
DEQ SRF Loans*		\$ 12,297,403		\$ 12,297,403
GoZone Loan		\$ 34,368,540		\$ 34,368,540
Total Debt Outstanding	\$ 222,760,000	\$ 317,057,790	\$ 2,000,000	\$ 541,817,790
Southeast Louisiana Project liability			\$ 204,789,827	
Available Borrowed Funds:				
Unspent Bond Proceeds <sup>(1)</sup>	\$ 8,142,874	\$ 80,199,843	\$ 18,716	\$ 88,361,433
Available Undrawn EPA WIFIA Bond		\$ 274,063,152		\$ 274,063,152
Available Undrawn DEQ SRF Loans		\$ 13,970,597		\$ 13,970,597
Total Available Borrowed Funds	\$ 8,142,874	\$ 368,233,593	\$ 18,716	\$ 376,395,183

(1) As reported by Board of Liquidation, City Debt

\* Included in Debt Service Coverage Tests



**Capital Disbursements**

## 2022 CAPITAL DISBURSEMENTS (October 2022)

	Annual Budget (as amended)	YTD Disbursements	Monthly Activity
Water	\$182,495,133	\$64,242,883	\$ 5,104,847
Sewer	\$140,160,759	\$38,287,466	\$ 2,915,750
Drainage	\$156,461,774	\$28,567,361	\$ 1,728,762
<b>Total</b>	<b>\$479,117,666</b>	<b>\$131,097,710</b>	<b>\$9,749,359</b>
pending funding sources	\$149,601,172		
Total Capital Budget	<u>\$628,718,838</u>		

**Federal Grant/Funding Status**

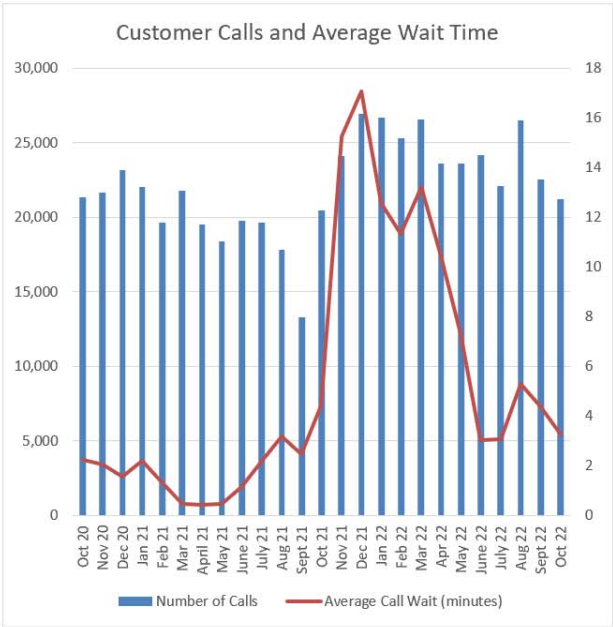
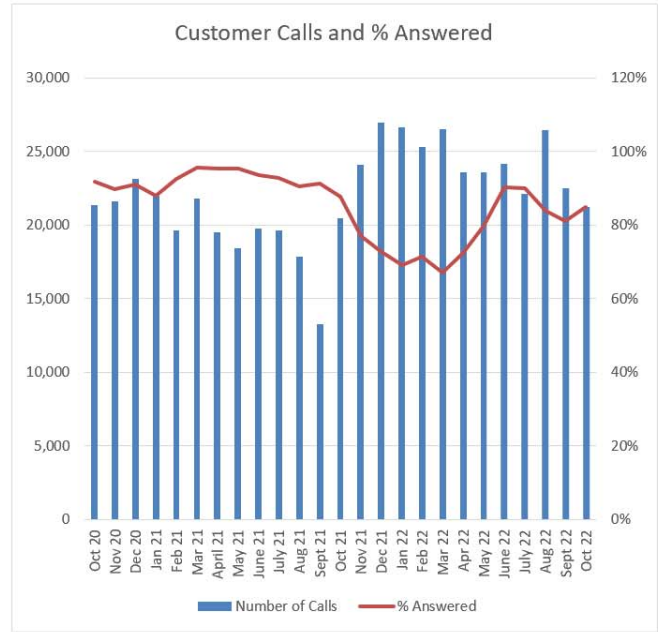
## FEDERAL GRANT/FUNDING STATUS (As of 10/31/2022)

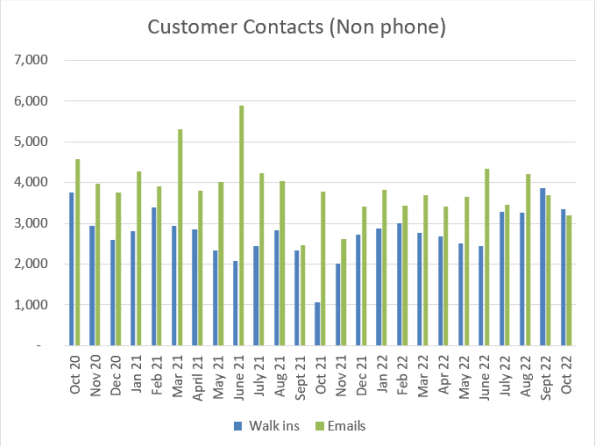
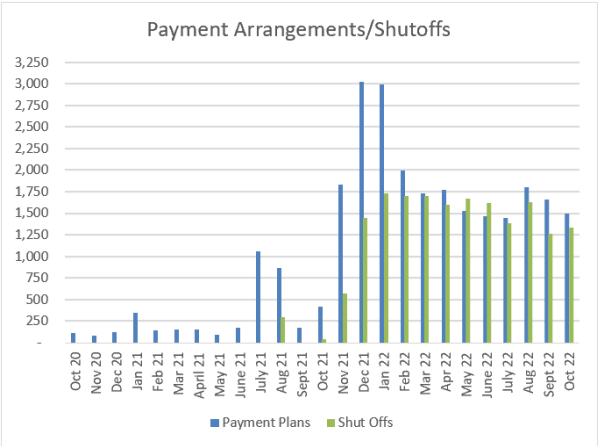
	Obligated	Expended	Reimbursed	Completion
Hurricane PA Projects	\$ 594,075,876	\$ 562,714,724	\$ 519,752,258	87%
HMGP Projects	\$ 187,771,769	\$ 209,454,204	\$ 162,052,054	86%
JIRR Projects	\$ 268,448,968	\$ 117,019,643	\$ 93,495,041	35%
<b>Total</b>	<b>\$1,050,296,614</b>	<b>\$889,188,571</b>	<b>\$775,299,352</b>	

# Customer Experience

These reports do not include actions and responses related to investigations.

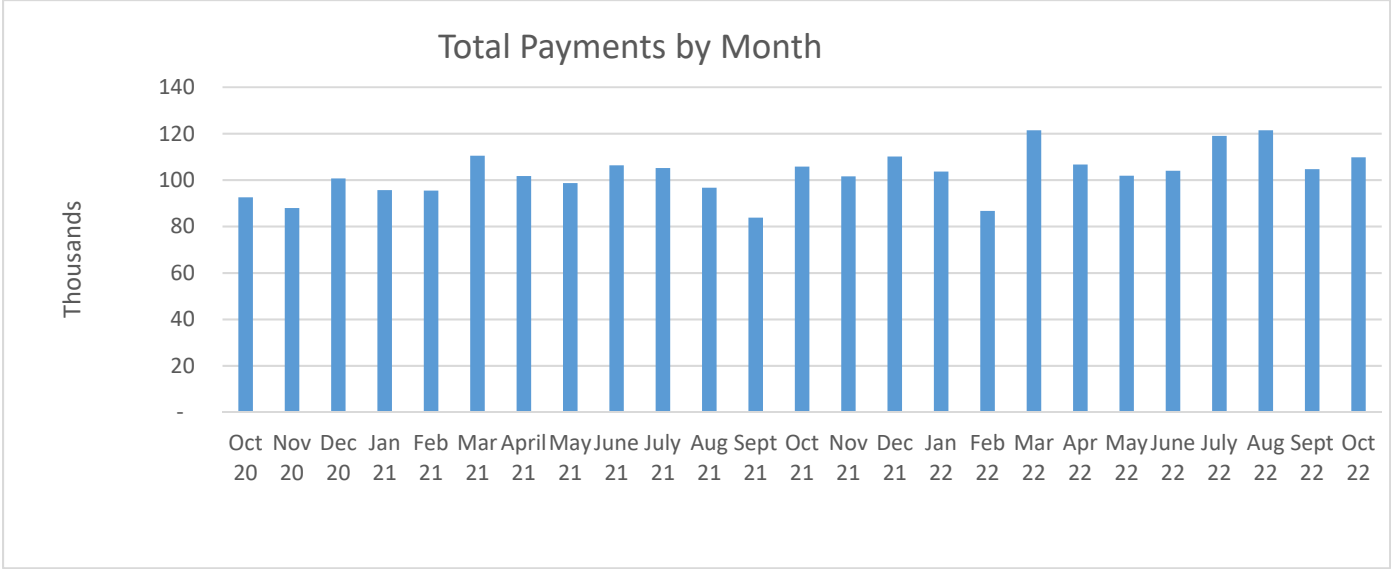
Customers Served	Total Calls Received	Total calls Answered	Total Dropped Calls	Average Call Wait	% Calls Answered
39,815	21,221	18,015	3,206	3:26	85%





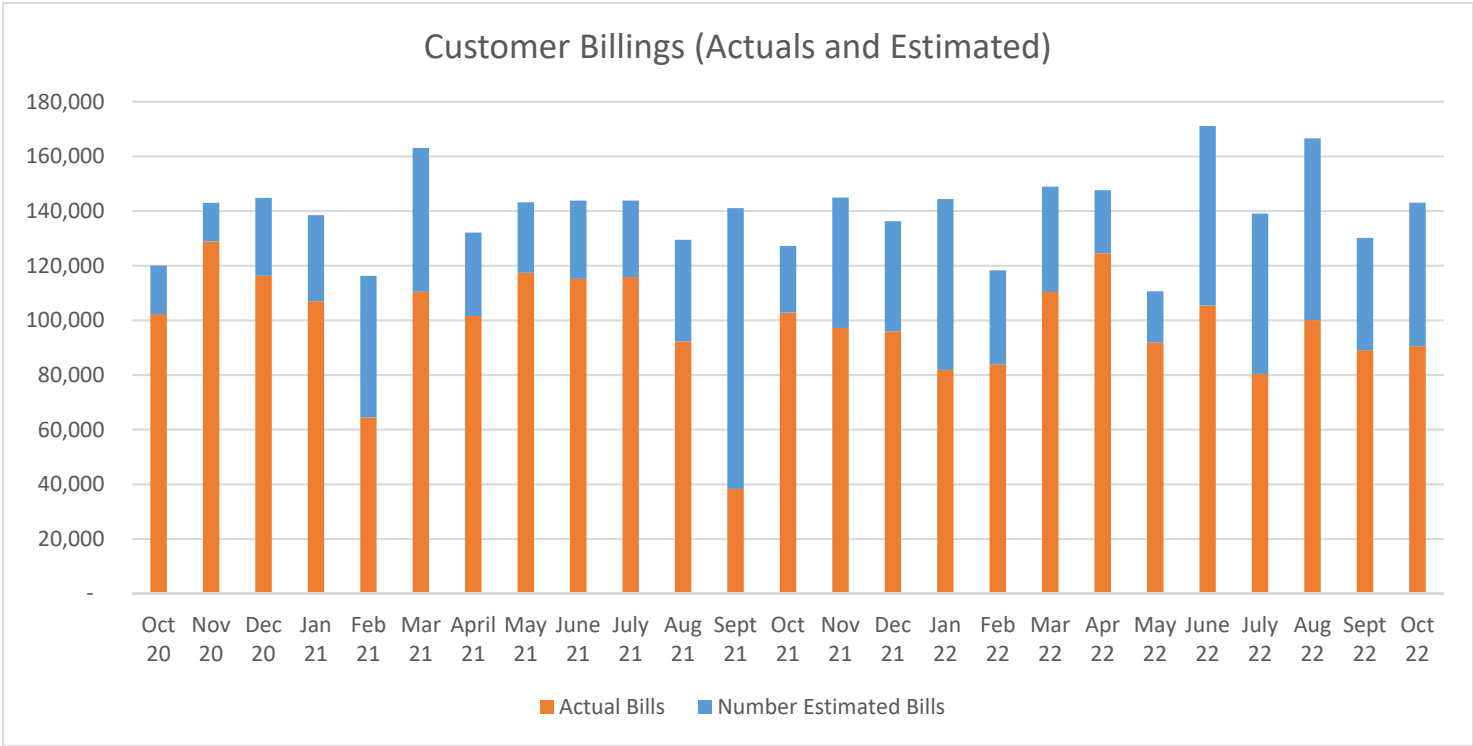
Collections

A total of **109,771** payments were received in the month. These payments were received via mail, walk-ins, online payments, and the interactive voice response phone system.



Billing Accuracy

The following metrics are monitored to help management measure and improve the bill accuracy, improve the customer response time and implement best practice collection activity.



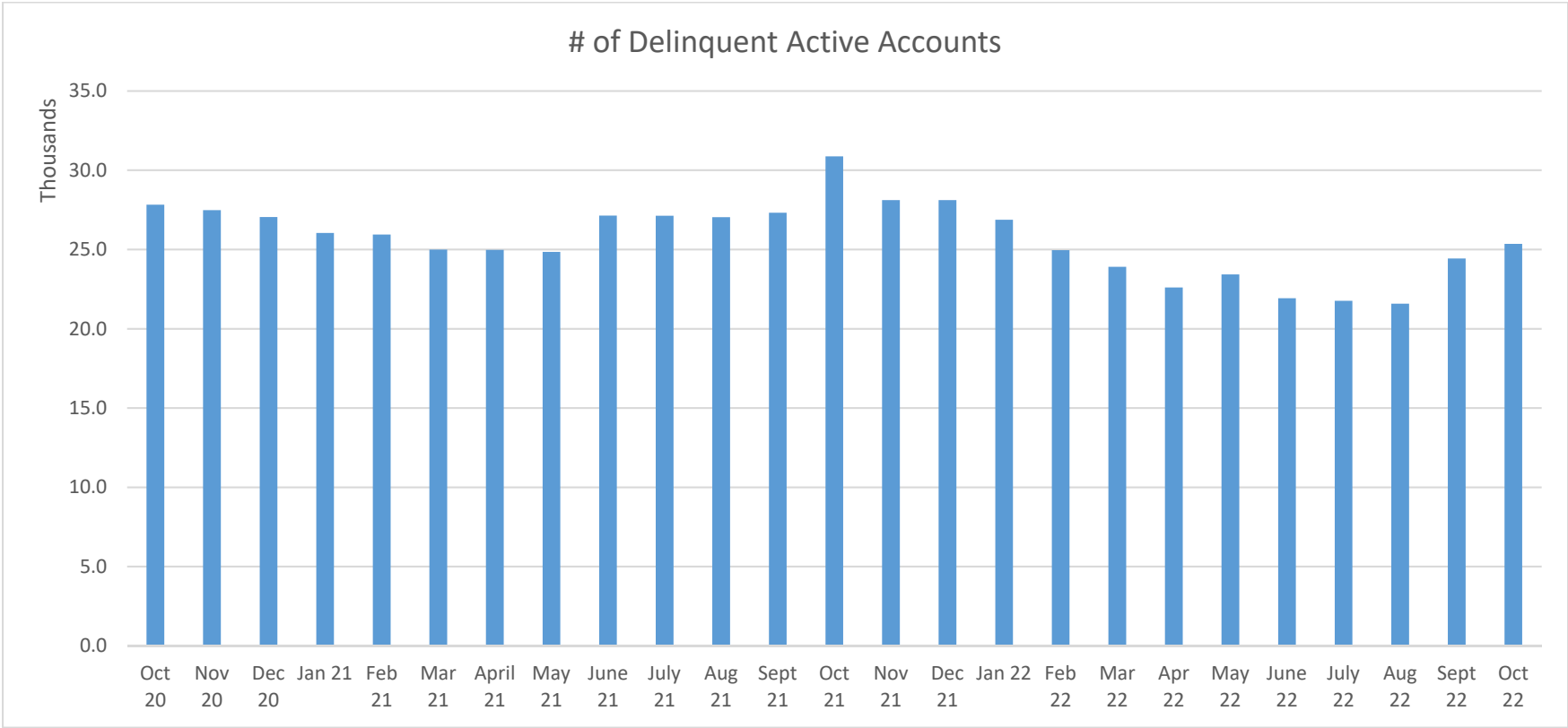
## Customer Accounts

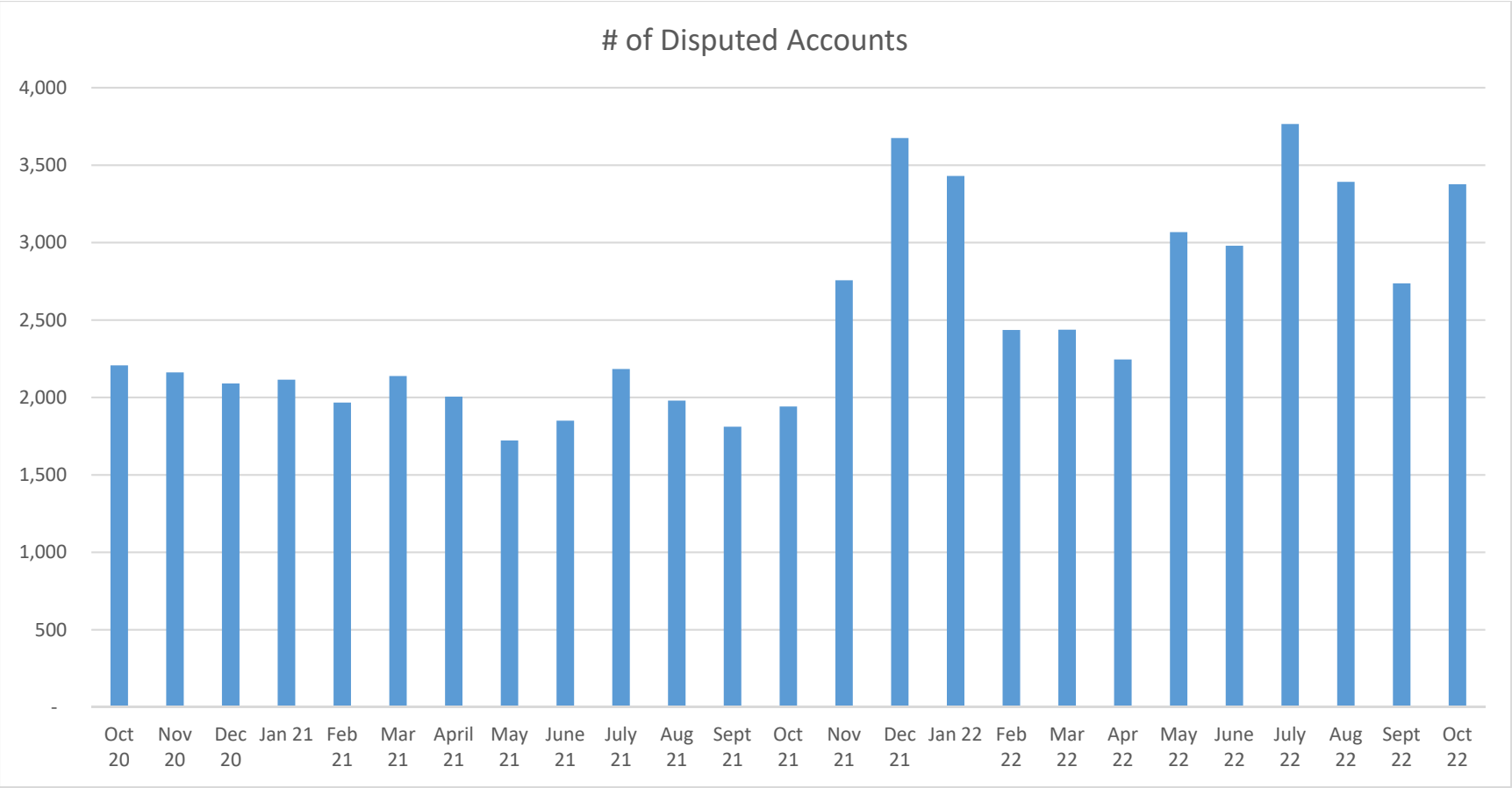
### CUSTOMER ACCOUNT AGING REPORT

As of October 31, 2022

	ACTIVE ACCOUNTS	DELINQUENT ACTIVE ACCOUNTS	PAST DUE \$ AMOUNT (60+ DAYS)	\$ CHANGE FROM PRIOR MONTH	% CHANGE FROM PRIOR MONTH
Residential	121,260	23,046	43,204,644	\$3,101,129	8%
Multi-Family	4,540	695	3,690,995	\$720,711	24%
Commercial	13,157	1,611	12,001,498	(\$879,444)	-7%
TOTALS	138,957	25,352	\$58,897,137	\$2,942,396	5%

	Oct 31	Sep 30	% CHANGE FROM PRIOR MONTH
Total Accounts in Dispute:	3,376	2,736	23%
Avg Days to Complete Investigation Requests	79	129	-39%
Inactive Accounts >60 days:	22,987	22,501	2%





## October 2022 Financial Statements (unaudited)

### Pages 13-28 as follows:

- 13. All System Funds Statements of Revenues and Expenses and Changes in Net Position with Prior year (PY)
- 14. All System Funds Statements of Revenues and Expenses and Changes in Net Position with Budget
- 15. Water Fund Statements of Revenues and Expenses and Changes in Net Position with PY
- 16. Water Fund Statements of Revenues and Expenses and Changes in Net Position with Budget
- 17. Sewer Fund Statements of Revenues and Expenses and Changes in Net Position with PY
- 18. Sewer Fund Statements of Revenues and Expenses and Changes in Net Position with Budget
- 19. Drainage Fund Statements of Revenues and Expenses and Changes in Net Position with PY
- 20. Drainage Fund Statements of Revenues and Expenses and Changes in Net Position with Budget
- 21-22. All System Funds Statements of Net Position
- 23-24. Water Fund Statements of Net Position
- 25-26. Sewer Fund Statements of Net Position
- 27-28. Drainage Fund Statements of Net Position



**SEWERAGE AND WATER BOARD OF NEW ORLEANS**  
**ALL SYSTEM FUNDS**  
**STATEMENT OF REVENUES AND EXPENSES AND CHANGES IN NET POSITION**  
**WITH PRIOR YEAR COMPARISONS**  
**October 2022 Financials**

	A	B	C	D	E	F	G	H	
	MTD	MTD	MTD		YTD	YTD	YTD		
	Actual	Prior Year	Variance	%	Actual	Prior Year	Variance	%	
<b>Operating revenues:</b>									
1 Sales of water and delinquent fees	10,308,638	10,275,560	33,078	0.3%	99,552,236	97,904,142	1,648,094	1.7%	1
2 Sewerage service charges and del fees	13,135,899	13,176,627	(40,728)	-0.3%	128,472,585	124,457,375	4,015,209	3.2%	2
3 Plumbing inspection and license fees	50,140	19,300	30,840	159.8%	401,730	387,600	14,130	3.6%	3
4 Other revenues	296,299	200,348	95,951	47.9%	4,127,958	4,641,888	(513,930)	-11.1%	4
5 Total operating revenues	23,790,976	23,671,835	119,141	0.5%	232,554,508	227,391,005	5,163,503	2.3%	5
<b>Operating Expenses:</b>									
6 Power and pumping	3,124,475	2,884,465	240,010	8.3%	17,017,176	20,090,763	(3,073,588)	-15.3%	6
7 Treatment	1,419,416	2,336,103	(916,687)	-39.2%	19,104,273	20,268,893	(1,164,620)	-5.7%	7
8 Transmission and distribution	3,099,661	2,841,451	258,211	9.1%	28,702,594	25,157,427	3,545,167	14.1%	8
9 Customer accounts	614,658	531,153	83,505	15.7%	4,735,782	4,200,138	535,645	12.8%	9
10 Customer service	665,165	631,172	33,994	5.4%	6,678,069	7,031,994	(353,925)	-5.0%	10
11 Administration and general	2,624,867	2,947,033	(322,166)	-10.9%	24,371,190	14,499,309	9,871,882	68.1%	11
12 Payroll related	2,898,726	5,571,407	(2,672,681)	-48.0%	45,971,448	47,170,136	(1,198,688)	-2.5%	12
13 Maintenance of general plant	(47,246)	2,593,409	(2,640,656)	-101.8%	23,579,844	18,907,532	4,672,313	24.7%	13
14 Depreciation	6,937,121	6,937,121	(0)	0.0%	69,371,211	66,119,210	3,252,001	4.9%	14
15 Amortization	-	-	-	0.0%	-	-	-	0.0%	15
16 Provision for doubtful accounts	2,345,000	2,266,000	79,000	3.5%	22,330,000	22,681,685	(351,685)	-1.6%	16
17 Provision for claims	209,044	243,708	(34,664)	-14.2%	2,540,232	2,366,423	173,809	7.3%	17
18 Total operating expenses	23,890,888	29,783,022	(5,892,135)	-19.8%	264,401,819	248,493,507	15,908,311	6.4%	18
19 Operating income (loss)	(99,911)	(6,111,187)	6,011,276	-98.4%	(31,847,310)	(21,102,502)	(10,744,808)	50.9%	19
<b>Non-operating revenues (expense):</b>									
20 Two-mill tax	158	30	129	435.5%	333	265	68	25.6%	20
21 Three-mill tax	33,725	168,023	(134,298)	-79.9%	16,573,849	16,451,598	122,250	0.7%	21
22 Six-mill tax	35,616	173,408	(137,793)	-79.5%	17,505,784	17,563,445	(57,661)	-0.3%	22
23 Nine-mill tax	53,386	265,924	(212,537)	-79.9%	26,235,301	26,332,490	(97,189)	-0.4%	23
24 Interest income	387,396	83,231	304,165	365.4%	1,982,453	876,641	1,105,812	126.1%	24
25 Other Taxes	-	-	-	0.0%	594,512	99,129	495,383	499.7%	25
26 Other Income	29,831	-	29,831	0.0%	11,196,480	5,552,380	5,644,100	101.7%	26
27 Bond Issuance Costs	-	-	-	0.0%	-	-	-	0.0%	27
28 Interest expense	(1,242,602)	(1,289,801)	47,199	-3.7%	(16,332,321)	(15,051,003)	(1,281,318)	8.5%	28
29 Operating and maintenance grants	(2,500)	-	(2,500)	0.0%	83,438	5,712	77,727	1360.9%	29
30 Provision for grants	-	-	-	0.0%	-	-	-	0.0%	30
31 Total non-operating revenues	(704,989)	(599,185)	(105,804)	17.7%	57,839,830	51,830,658	6,009,172	11.6%	31
32 Income before capital contributions	(804,901)	(6,710,372)	5,905,472	-88.0%	25,992,520	27,643,479	(1,650,959)	-6.0%	32
33 Capital contributions	7,699,622	6,677,506	1,022,116	15.3%	84,069,248	54,673,695	29,395,553	53.8%	33
34 Change in net position	6,894,721	(32,866)	6,927,588	-21078.1%	110,061,768	82,317,174	27,744,594	33.7%	34
35 Transfer of Debt Service Assistance Fund loan payable					-				35
36 Net position, beginning of year					2,707,594,705	2,572,607,445	134,987,260	5.2%	36
37 Net position, end of year					2,817,656,473	2,654,924,619	162,731,854	6.1%	37

**SEWERAGE AND WATER BOARD OF NEW ORLEANS**  
**ALL SYSTEM FUNDS**  
**STATEMENT OF REVENUES AND EXPENSES AND CHANGES IN NET POSITION**  
**WITH BUDGET COMPARISONS**  
**October 2022 Financials**

	A	B	C	D	E	F	G	H	
	MTD	MTD	MTD		YTD	YTD	YTD		
	Actual	Budget	Variance	%	Actual	Budget	Variance	%	
<b>Operating revenues:</b>									
1 Sales of water and delinquent fees	10,308,638	10,108,568	200,070	2.0%	99,552,236	101,085,681	(1,533,445)	-1.5%	1
2 Sewerage service charges and del fees	13,135,899	12,851,690	284,209	2.2%	128,472,585	128,516,903	(44,318)	0.0%	2
3 Plumbing inspection and license fees	50,140	49,041	1,099	2.2%	401,730	490,413	(88,683)	-18.1%	3
4 Other revenues	296,299	48,937	247,362	505.5%	4,127,958	489,373	3,638,585	743.5%	4
5 Total operating revenues	23,790,976	23,058,237	732,740	3.2%	232,554,508	230,582,368	1,972,140	0.9%	5
<b>Operating Expenses:</b>									
6 Power and pumping	3,124,475	1,727,210	1,397,265	80.9%	17,017,176	17,272,100	(254,924)	-1.5%	6
7 Treatment	1,419,416	2,191,438	(772,022)	-35.2%	19,104,273	21,914,380	(2,810,107)	-12.8%	7
8 Transmission and distribution	3,099,661	3,276,974	(177,313)	-5.4%	28,702,594	32,769,740	(4,067,146)	-12.4%	8
9 Customer accounts	614,658	508,153	106,505	21.0%	4,735,782	5,081,530	(345,748)	-6.8%	9
10 Customer service	665,165	904,544	(239,379)	-26.5%	6,678,069	9,045,440	(2,367,371)	-26.2%	10
11 Administration and general	2,624,867	5,138,995	(2,514,128)	-48.9%	24,371,190	51,389,950	(27,018,760)	-52.6%	11
12 Payroll related	2,898,726	3,966,539	(1,067,813)	-26.9%	45,971,448	39,665,390	6,306,058	15.9%	12
13 Maintenance of general plant	(47,246)	2,436,280	(2,483,526)	-101.9%	23,579,844	24,362,800	(782,956)	-3.2%	13
14 Depreciation	6,937,121	7,577,359	(640,238)	-8.4%	69,371,211	75,773,590	(6,402,379)	-8.4%	14
15 Amortization	-	-	-	0.0%	-	-	-	0.0%	15
16 Provision for doubtful accounts	2,345,000	2,529,200	(184,200)	-7.3%	22,330,000	25,292,000	(2,962,000)	-11.7%	16
17 Provision for claims	209,044	344,541	(135,497)	-39.3%	2,540,232	3,445,410	(905,178)	-26.3%	17
18 Total operating expenses	23,890,888	30,601,233	(6,710,345)	-21.9%	264,401,819	306,012,330	(41,610,511)	-13.6%	18
19 Operating income (loss)	(99,911)	(7,542,996)	7,443,085	-98.7%	(31,847,310)	(75,429,962)	43,582,651	-57.8%	19
<b>Non-operating revenues (expense):</b>									
20 Two-mill tax	158	-	158	0.0%	333	-	333	0.0%	20
21 Three-mill tax	33,725	32,826	899	2.7%	16,573,849	16,347,348	226,501	1.4%	21
22 Six-mill tax	35,616	34,540	1,076	3.1%	17,505,784	17,200,920	304,864	1.8%	22
23 Nine-mill tax	53,386	51,774	1,612	3.1%	26,235,301	25,783,452	451,849	1.8%	23
24 Interest income	387,396	55,475	331,921	598.3%	1,982,453	554,750	1,427,703	257.4%	24
25 Other Taxes	-	-	-	0.0%	594,512	-	594,512	0.0%	25
26 Other Income	29,831	204,983	(175,153)	-85.4%	11,196,480	2,049,833	9,146,647	446.2%	26
27 Interest expense	(1,242,602)	(1,329,984)	87,382	-6.6%	(16,332,321)	(13,299,843)	(3,032,478)	22.8%	27
28 Operating and maintenance grants	(2,500)	-	(2,500)	0.0%	83,438	-	83,438	0.0%	28
29 Provision for grants	-	-	-	0.0%	-	-	-	0.0%	29
30 Total non-operating revenues	(704,989)	(950,386)	245,397	-25.8%	57,839,830	48,636,461	9,203,369	18.9%	30
31 Income before capital contributions	(804,901)	(8,493,382)	7,688,481	-90.5%	25,992,520	(26,793,501)	52,786,021	-197.0%	31
32 Capital contributions	7,699,622	-	7,699,622	0.0%	84,069,248	-	84,069,248	0.0%	32
33 Change in net position	6,894,721	(8,493,382)	15,388,104	-181.2%	110,061,768	(26,793,501)	136,855,269	-510.8%	33
35 Audit Adjustment									35
36 Net position, beginning of year					2,707,594,705	2,572,607,445	134,987,260	5.2%	36
37 Net position, end of year					2,817,656,473	2,545,813,944	271,842,529	10.7%	37

**SEWERAGE AND WATER BOARD OF NEW ORLEANS**  
**WATER SYSTEM FUND**  
**STATEMENT OF REVENUES AND EXPENSES AND CHANGES IN NET POSITION**  
**WITH PRIOR YEAR COMPARISONS**  
**October 2022 Financials**

	A	B	C	D	E	F	G	H	
	MTD	MTD	MTD		YTD	YTD	YTD		
	Actual	Prior Year	Variance	%	Actual	Prior Year	Variance	%	
<b>Operating revenues:</b>									
1 Sales of water and delinquent fees	10,308,638	10,275,560	33,078	0.3%	99,552,236	97,904,142	1,648,094	1.7%	1
2 Sewerage service charges and del fees	-	-	-	0.0%	-	-	-	0.0%	2
3 Plumbing inspection and license fees	25,070	9,610	15,460	160.9%	201,235	193,706	7,529	3.9%	3
4 Other revenues	174,578	157,568	17,010	10.8%	2,157,970	1,352,091	805,879	59.6%	4
5 Total operating revenues	10,508,287	10,442,738	65,548	0.6%	101,911,442	99,449,939	2,461,503	2.5%	5
<b>Operating Expenses:</b>									
6 Power and pumping	563,594	407,023	156,571	38.5%	2,602,228	2,334,662	267,566	11.5%	6
7 Treatment	1,233,373	1,105,473	127,900	11.6%	10,286,981	7,814,181	2,472,799	31.6%	7
8 Transmission and distribution	1,252,912	1,658,910	(405,998)	-24.5%	10,448,715	10,344,484	104,231	1.0%	8
9 Customer accounts	305,588	264,850	40,738	15.4%	2,355,647	2,094,133	261,514	12.5%	9
10 Customer service	329,228	311,915	17,313	5.6%	3,313,465	3,483,198	(169,733)	-4.9%	10
11 Administration and general	930,390	998,238	(67,848)	-6.8%	8,427,036	7,521,428	905,608	12.0%	11
12 Payroll related	1,122,126	2,069,034	(946,908)	-45.8%	17,129,836	17,313,295	(183,459)	-1.1%	12
13 Maintenance of general plant	(134,461)	960,874	(1,095,335)	-114.0%	14,420,738	9,992,558	4,428,180	44.3%	13
14 Depreciation	1,275,225	1,275,225	(0)	0.0%	12,752,251	13,191,676	(439,425)	-3.3%	14
15 Amortization	-	-	-	0.0%	-	-	-	0.0%	15
16 Provision for doubtful accounts	1,031,000	996,000	35,000	3.5%	9,748,000	10,485,407	(737,407)	-7.0%	16
17 Provision for claims	83,618	97,483	(13,866)	-14.2%	998,129	925,113	73,016	7.9%	17
18 Total operating expenses	7,992,593	10,145,026	(2,152,433)	-21.2%	92,483,027	85,500,137	6,982,890	8.2%	18
19 Operating income (loss)	2,515,694	297,712	2,217,982	745.0%	9,428,415	13,949,802	(4,521,388)	-32.4%	19
<b>Non-operating revenues (expense):</b>									
20 Two-mill tax	-	-	-	0.0%	-	-	-	0.0%	20
21 Three-mill tax	-	-	-	0.0%	-	-	-	0.0%	21
22 Six-mill tax	-	-	-	0.0%	-	-	-	0.0%	22
23 Nine-mill tax	-	-	-	0.0%	-	-	-	0.0%	23
24 Interest income	53,577	1,189	52,388	4406.6%	317,439	28,058	289,380	1031.4%	24
25 Other Taxes	-	-	-	0.0%	264,558	44,112	220,445	499.7%	25
26 Other Income	29,831	-	29,831	0.0%	1,915,188	3,654,887	(1,739,698)	-47.6%	26
27 Bond Issuance Costs	-	-	-	0.0%	-	-	-	0.0%	27
28 Interest expense	(503,476)	(499,523)	(3,953)	0.8%	(5,034,762)	(5,934,604)	899,842	-15.2%	28
29 Operating and maintenance grants	2,000	-	2,000	0.0%	82,748	3,352	79,396	2368.7%	29
30 Provision for grants	-	-	-	0.0%	-	-	-	0.0%	30
31 Total non-operating revenues	(418,069)	(498,334)	80,265	-16.1%	(2,454,829)	(2,204,195)	(250,635)	11.4%	31
32 Income before capital contributions	2,097,625	(200,622)	2,298,247	-1145.6%	6,973,585	11,739,382	(4,765,797)	-40.6%	32
33 Capital contributions	4,699,710	4,830,950	(131,240)	-2.7%	46,728,799	41,563,370	5,165,429	12.4%	33
34 Change in net position	6,797,335	4,630,328	2,167,007	46.8%	53,702,384	53,302,752	399,632	0.7%	34
35 Transfer of Debt Service Assistance Fund loan payable									35
36 Net position, beginning of year					508,777,798	421,107,661	87,670,137	20.8%	36
37 Net position, end of year					562,480,182	474,410,413	88,069,769	18.6%	37

**SEWERAGE AND WATER BOARD OF NEW ORLEANS**  
**WATER SYSTEM FUND**  
**STATEMENT OF REVENUES AND EXPENSES AND CHANGES IN NET POSITION**  
**WITH BUDGET COMPARISONS**  
**October 2022 Financials**

	A	B	C	D	E	F	G	H	
	MTD	MTD	MTD		YTD	YTD	YTD		
	Actual	Budget	Variance	%	Actual	Budget	Variance	%	
<b>Operating revenues:</b>									
1 Sales of water and delinquent fees	10,308,638	10,108,568	200,070	2.0%	99,552,236	101,085,681	(1,533,445)	-1.5%	1
2 Sewerage service charges and del fees	-	-	-	0.0%	-	-	-	0.0%	2
3 Plumbing inspection and license fees	25,070	24,608	462	1.9%	201,235	246,082	(44,847)	-18.2%	3
4 Other revenues	174,578	21,777	152,801	701.7%	2,157,970	217,771	1,940,199	890.9%	4
5 Total operating revenues	10,508,287	10,154,953	353,333	3.5%	101,911,442	101,549,533	361,908	0.4%	5
<b>Operating Expenses:</b>									
6 Power and pumping	563,594	238,180	325,414	136.6%	2,602,228	2,381,800	220,428	9.3%	6
7 Treatment	1,233,373	903,227	330,146	36.6%	10,286,981	9,032,270	1,254,711	13.9%	7
8 Transmission and distribution	1,252,912	1,369,178	(116,266)	-8.5%	10,448,715	13,691,780	(3,243,065)	-23.7%	8
9 Customer accounts	305,588	252,549	53,039	21.0%	2,355,647	2,525,490	(169,843)	-6.7%	9
10 Customer service	329,228	447,879	(118,651)	-26.5%	3,313,465	4,478,790	(1,165,325)	-26.0%	10
11 Administration and general	930,390	1,740,972	(810,582)	-46.6%	8,427,036	17,409,720	(8,982,684)	-51.6%	11
12 Payroll related	1,122,126	1,525,036	(402,910)	-26.4%	17,129,836	15,250,360	1,879,476	12.3%	12
13 Maintenance of general plant	(134,461)	1,214,063	(1,348,524)	-111.1%	14,420,738	12,140,630	2,280,108	18.8%	13
14 Depreciation	1,275,225	2,668,461	(1,393,236)	-52.2%	12,752,251	26,684,610	(13,932,359)	-52.2%	14
15 Amortization	-	-	-	0.0%	-	-	-	0.0%	15
16 Provision for doubtful accounts	1,031,000	1,097,933	(66,933)	-6.1%	9,748,000	10,979,330	(1,231,330)	-11.2%	16
17 Provision for claims	83,618	136,883	(53,265)	-38.9%	998,129	1,368,830	(370,701)	-27.1%	17
18 Total operating expenses	7,992,593	11,594,361	(3,601,768)	-31.1%	92,483,027	115,943,610	(23,460,583)	-20.2%	18
19 Operating income (loss)	2,515,694	(1,439,408)	3,955,101	-274.8%	9,428,415	(14,394,077)	23,822,491	-165.5%	19
<b>Non-operating revenues (expense):</b>									
20 Two-mill tax	-	-	-	0.0%	-	-	-	0.0%	20
21 Three-mill tax	-	-	-	0.0%	-	-	-	0.0%	21
22 Six-mill tax	-	-	-	0.0%	-	-	-	0.0%	22
23 Nine-mill tax	-	-	-	0.0%	-	-	-	0.0%	23
24 Interest income	53,577	27,425	26,152	95.4%	317,439	274,250	43,189	15.7%	24
25 Other Taxes	-	-	-	0.0%	264,558	-	264,558	0.0%	25
26 Other Income	29,831	144,142	(114,311)	-79.3%	1,915,188	1,441,417	473,772	32.9%	26
27 Interest expense	(503,476)	(503,476)	(0)	0.0%	(5,034,762)	(5,034,762)	(0)	0.0%	27
28 Operating and maintenance grants	2,000	-	2,000	0.0%	82,748	-	82,748	0.0%	28
29 Provision for grants	-	-	-	0.0%	-	-	-	0.0%	29
30 Total non-operating revenues	(418,069)	(331,910)	(86,159)	26.0%	(2,454,829)	(3,319,095)	864,266	-26.0%	30
31 Income before capital contributions	2,097,625	(1,771,317)	3,868,942	-218.4%	6,973,585	(17,713,172)	24,686,757	-139.4%	31
32 Capital contributions	4,699,710	-	4,699,710	0.0%	46,728,799	-	46,728,799	0.0%	32
33 Change in net position	6,797,335	(1,771,317)	8,568,652	-483.7%	53,702,384	(17,713,172)	71,415,556	-403.2%	33
35 Audit Adjustment					-				35
36 Net position, beginning of year					508,777,798	421,107,661	87,670,137	20.8%	36
37 Net position, end of year					562,480,182	403,394,489	159,085,693	39.4%	37

**SEWERAGE AND WATER BOARD OF NEW ORLEANS**  
**SEWER SYSTEM FUND**  
**STATEMENT OF REVENUES AND EXPENSES AND CHANGES IN NET POSITION**  
**WITH PRIOR YEAR COMPARISONS**  
**October 2022 Financials**

	A	B	C	D	E	F	G	H	
	MTD	MTD	MTD		YTD	YTD	YTD		
	Actual	Prior Year	Variance	%	Actual	Prior Year	Variance	%	
<b>Operating revenues:</b>									
1 Sales of water and delinquent fees	-	-	-	0.0%	-	-	-	0.0%	1
2 Sewerage service charges and del fees	13,135,899	13,176,627	(40,728)	-0.3%	128,472,585	124,457,375	4,015,209	3.2%	2
3 Plumbing inspection and license fees	25,070	9,690	15,380	158.7%	200,495	193,894	6,601	3.4%	3
4 Other revenues	120,887	39,884	81,003	203.1%	747,189	415,556	331,633	79.8%	4
5 Total operating revenues	13,281,856	13,226,201	55,655	0.4%	129,420,269	125,066,825	4,353,443	3.5%	5
<b>Operating Expenses:</b>									
6 Power and pumping	1,218,737	753,530	465,207	61.7%	5,595,287	5,805,180	(209,893)	-3.6%	6
7 Treatment	186,043	1,230,630	(1,044,587)	-84.9%	8,817,292	12,454,712	(3,637,419)	-29.2%	7
8 Transmission and distribution	1,277,824	708,759	569,065	80.3%	13,783,067	11,026,165	2,756,902	25.0%	8
9 Customer accounts	305,587	264,850	40,738	15.4%	2,355,644	2,095,566	260,078	12.4%	9
10 Customer service	329,228	311,915	17,313	5.6%	3,313,463	3,489,471	(176,008)	-5.0%	10
11 Administration and general	1,131,662	1,306,348	(174,686)	-13.4%	10,654,984	4,575,422	6,079,562	132.9%	11
12 Payroll related	1,174,734	2,085,989	(911,255)	-43.7%	17,343,035	17,455,614	(112,579)	-0.6%	12
13 Maintenance of general plant	295,292	971,151	(675,859)	-69.6%	5,251,293	5,470,963	(219,670)	-4.0%	13
14 Depreciation	2,700,979	2,700,979	(0)	0.0%	27,009,790	26,211,482	798,308	3.0%	14
15 Amortization	-	-	-	0.0%	-	-	-	0.0%	15
16 Provision for doubtful accounts	1,314,000	1,270,000	44,000	3.5%	12,582,000	12,190,679	391,321	3.2%	16
17 Provision for claims	83,618	97,483	(13,866)	-14.2%	1,043,088	961,873	81,216	8.4%	17
18 Total operating expenses	10,017,704	11,701,634	(1,683,930)	-14.4%	107,748,943	101,737,126	6,011,817	5.9%	18
19 Operating income (loss)	3,264,152	1,524,567	1,739,585	114.1%	21,671,325	23,329,699	(1,658,374)	-7.1%	19
<b>Non-operating revenues (expense):</b>									
20 Two-mill tax	-	-	-	0.0%	-	-	-	0.0%	20
21 Three-mill tax	-	-	-	0.0%	-	-	-	0.0%	21
22 Six-mill tax	-	-	-	0.0%	-	-	-	0.0%	22
23 Nine-mill tax	-	-	-	0.0%	-	-	-	0.0%	23
24 Interest income	174,370	79,959	94,412	118.1%	1,335,726	824,564	511,162	62.0%	24
25 Other Taxes	-	-	-	0.0%	329,954	55,017	274,938	499.7%	25
26 Other Income	-	-	-	0.0%	6,367,311	-	6,367,311	0.0%	26
27 Bond Issuance Costs	-	-	-	0.0%	-	-	-	0.0%	27
28 Interest expense	(739,126)	(790,278)	51,153	-6.5%	(7,671,201)	(9,116,399)	1,445,198	-15.9%	28
29 Operating and maintenance grants	(4,500)	-	(4,500)	0.0%	690	1,727	(1,037)	-60.0%	29
30 Provision for grants	-	-	-	0.0%	-	-	-	0.0%	30
31 Total non-operating revenues	(569,255)	(710,320)	141,064	-19.9%	362,480	(8,235,091)	8,597,572	-104.4%	31
32 Income before capital contributions	2,694,897	814,248	1,880,649	231.0%	22,033,806	11,050,951	10,982,855	99.4%	32
33 Capital contributions	59,661	481,662	(422,001)	-87.6%	5,798,203	5,897,377	(99,174)	-1.7%	33
34 Change in net position	2,754,558	1,295,910	1,458,649	112.6%	27,832,008	16,948,328	10,883,680	64.2%	34
35 Transfer of Debt Service Assistance Fund loan payable					-	-	-		35
36 Net position, beginning of year					865,706,012	847,697,154	18,008,858	2.1%	36
37 Net position, end of year					893,538,020	864,645,482	28,892,538	3.3%	37

**SEWERAGE AND WATER BOARD OF NEW ORLEANS**  
**SEWER SYSTEM FUND**  
**STATEMENT OF REVENUES AND EXPENSES AND CHANGES IN NET POSITION**  
**WITH BUDGET COMPARISONS**  
**October 2022 Financials**

	A	B	C	D	E	F	G	H	
	MTD	MTD	MTD		YTD	YTD	YTD		
	Actual	Budget	Variance	%	Actual	Budget	Variance	%	
<b>Operating revenues:</b>									
1 Sales of water and delinquent fees	-	-	-	0.0%	-	-	-	0.0%	1
2 Sewerage service charges and del fees	13,135,899	12,851,690	284,209	2.2%	128,472,585	128,516,903	(44,318)	0.0%	2
3 Plumbing inspection and license fees	25,070	24,433	637	2.6%	200,495	244,331	(43,836)	-17.9%	3
4 Other revenues	120,887	27,160	93,727	345.1%	747,189	271,602	475,587	175.1%	4
5 Total operating revenues	13,281,856	12,903,284	378,572	2.9%	129,420,269	129,032,835	387,434	0.3%	5
<b>Operating Expenses:</b>									
6 Power and pumping	1,218,737	430,436	788,301	183.1%	5,595,287	4,304,360	1,290,927	30.0%	6
7 Treatment	186,043	1,288,211	(1,102,168)	-85.6%	8,817,292	12,882,110	(4,064,818)	-31.6%	7
8 Transmission and distribution	1,277,824	1,465,021	(187,197)	-12.8%	13,783,067	14,650,210	(867,143)	-5.9%	8
9 Customer accounts	305,587	252,549	53,038	21.0%	2,355,644	2,525,490	(169,846)	-6.7%	9
10 Customer service	329,228	447,879	(118,651)	-26.5%	3,313,463	4,478,790	(1,165,327)	-26.0%	10
11 Administration and general	1,131,662	2,285,749	(1,154,087)	-50.5%	10,654,984	22,857,490	(12,202,506)	-53.4%	11
12 Payroll related	1,174,734	1,447,480	(272,746)	-18.8%	17,343,035	14,474,800	2,868,235	19.8%	12
13 Maintenance of general plant	295,292	797,217	(501,925)	-63.0%	5,251,293	7,972,170	(2,720,877)	-34.1%	13
14 Depreciation	2,700,979	2,515,007	185,972	7.4%	27,009,790	25,150,070	1,859,720	7.4%	14
15 Amortization	-	-	-	0.0%	-	-	-	0.0%	15
16 Provision for doubtful accounts	1,314,000	1,431,267	(117,267)	-8.2%	12,582,000	14,312,670	(1,730,670)	-12.1%	16
17 Provision for claims	83,618	137,133	(53,515)	-39.0%	1,043,088	1,371,330	(328,242)	-23.9%	17
18 Total operating expenses	10,017,704	12,497,949	(2,480,245)	-19.8%	107,748,943	124,979,490	(17,230,547)	-13.8%	18
19 Operating income (loss)	3,264,152	405,335	2,858,818	705.3%	21,671,325	4,053,345	17,617,980	434.7%	19
<b>Non-operating revenues (expense):</b>									
20 Two-mill tax	-	-	-	0.0%	-	-	-	0.0%	20
21 Three-mill tax	-	-	-	0.0%	-	-	-	0.0%	21
22 Six-mill tax	-	-	-	0.0%	-	-	-	0.0%	22
23 Nine-mill tax	-	-	-	0.0%	-	-	-	0.0%	23
24 Interest income	174,370	17,783	156,587	880.5%	1,335,726	177,833	1,157,893	651.1%	24
25 Other Taxes	-	-	-	0.0%	329,954	-	329,954	0.0%	25
26 Other Income	-	58,475	(58,475)	-100.0%	6,367,311	584,750	5,782,561	988.9%	26
27 Interest expense	(739,126)	(822,758)	83,632	-10.2%	(7,671,201)	(8,227,581)	556,380	-6.8%	27
28 Operating and maintenance grants	(4,500)	-	(4,500)	0.0%	690	-	690	0.0%	28
29 Provision for grants	-	-	-	0.0%	-	-	-	0.0%	29
30 Total non-operating revenues	(569,255)	(746,500)	177,245	-23.7%	362,480	(7,464,998)	7,827,478	-104.9%	30
31 Income before capital contributions	2,694,897	(341,165)	3,036,062	-889.9%	22,033,806	(3,411,653)	25,445,458	-745.8%	31
32 Capital contributions	59,661	-	59,661	0.0%	5,798,203	-	5,798,203	0.0%	32
33 Change in net position	2,754,558	(341,165)	3,095,724	-907.4%	27,832,008	(3,411,653)	31,243,661	-915.8%	33
35 Audit Adjustment					-				35
36 Net position, beginning of year					865,706,012	847,697,154	18,008,858	2.1%	36
37 Net position, end of year					893,538,020	844,285,502	49,252,519	5.8%	37

**SEWERAGE AND WATER BOARD OF NEW ORLEANS**  
**DRAINAGE SYSTEM FUND**  
**STATEMENT OF REVENUES AND EXPENSES AND CHANGES IN NET POSITION**  
**WITH PRIOR YEAR COMPARISONS**  
**October 2022 Financials**

	A	B	C	D	E	F	G	H	
	MTD	MTD	MTD		YTD	YTD	YTD		
	Actual	Prior Year	Variance	%	Actual	Prior Year	Variance	%	
<b>Operating revenues:</b>									
1 Sales of water and delinquent fees	-	-	-	0.0%	-	-	-	0.0%	1
2 Sewerage service charges and del fees	-	-	-	0.0%	-	-	-	0.0%	2
3 Plumbing inspection and license fees	-	-	-	0.0%	-	-	-	0.0%	3
4 Other revenues	834	2,896	(2,062)	-71.2%	1,222,798	2,874,241	(1,651,442)	-57.5%	4
5 Total operating revenues	834	2,896	(2,062)	-71.2%	1,222,798	2,874,241	(1,651,442)	-57.5%	5
<b>Operating Expenses:</b>									
6 Power and pumping	1,342,145	1,723,913	(381,768)	-22.1%	8,819,661	11,950,921	(3,131,260)	-26.2%	6
7 Treatment	-	-	-	0.0%	-	-	-	0.0%	7
8 Transmission and distribution	568,925	473,781	95,144	20.1%	4,470,812	3,786,777	684,035	18.1%	8
9 Customer accounts	3,483	1,453	2,029	139.7%	24,491	10,438	14,053	134.6%	9
10 Customer service	6,710	7,341	(632)	-8.6%	51,140	59,325	(8,184)	-13.8%	10
11 Administration and general	562,815	642,447	(79,632)	-12.4%	5,289,171	2,402,459	2,886,711	120.2%	11
12 Payroll related	601,866	1,416,384	(814,518)	-57.5%	11,498,576	12,401,226	(902,651)	-7.3%	12
13 Maintenance of general plant	(208,078)	661,384	(869,462)	-131.5%	3,907,813	3,444,010	463,803	13.5%	13
14 Depreciation	2,960,917	2,960,917	0	0.0%	29,609,169	26,716,051	2,893,118	10.8%	14
15 Amortization	-	-	-	0.0%	-	-	-	0.0%	15
16 Provision for doubtful accounts	-	-	-	0.0%	-	5,599	(5,599)	-100.0%	16
17 Provision for claims	41,809	48,742	(6,933)	-14.2%	499,015	479,437	19,577	4.1%	17
18 Total operating expenses	5,880,591	7,936,362	(2,055,771)	-25.9%	64,169,848	61,256,244	2,913,604	4.8%	18
19 Operating income (loss)	(5,879,757)	(7,933,466)	2,053,709	-25.9%	(62,947,050)	(58,382,004)	(4,565,046)	7.8%	19
<b>Non-operating revenues (expense):</b>									
20 Two-mill tax	158	30	129	435.5%	333	265	68	25.6%	20
21 Three-mill tax	33,725	168,023	(134,298)	-79.9%	16,573,849	16,451,598	122,250	0.7%	21
22 Six-mill tax	35,616	173,408	(137,793)	-79.5%	17,505,784	17,563,445	(57,661)	-0.3%	22
23 Nine-mill tax	53,386	265,924	(212,537)	-79.9%	26,235,301	26,332,490	(97,189)	-0.4%	23
24 Interest income	159,449	2,084	157,365	7551.5%	329,289	24,019	305,270	1271.0%	24
25 Other Taxes	-	-	-	0.0%	-	-	-	0.0%	25
26 Other Income	-	-	-	0.0%	2,913,981	1,897,494	1,016,487	53.6%	26
27 Bond Issuance Costs	-	-	-	0.0%	-	-	-	0.0%	27
28 Interest expense	-	-	-	0.0%	(3,626,358)	-	(3,626,358)	0.0%	28
29 Operating and maintenance grants	-	-	-	0.0%	-	633	(633)	-100.0%	29
30 Provision for claims	-	-	-	0.0%	-	-	-	0.0%	30
31 Total non-operating revenues	282,335	609,468	(327,133)	-53.7%	59,932,179	62,269,944	(2,337,765)	-3.8%	31
32 Income before capital contributions	(5,597,422)	(7,323,998)	1,726,576	-23.6%	(3,014,871)	4,853,146	(7,868,017)	-162.1%	32
33 Capital contributions	2,940,251	1,364,894	1,575,356	115.4%	31,542,247	7,212,948	24,329,299	337.3%	33
34 Change in net position	(2,657,171)	(5,959,104)	3,301,932	-55.4%	28,527,376	12,066,094	16,461,282	136.4%	34
35 Transfer of Debt Service Assistance Fund loan payable						-			35
36 Net position, beginning of year					1,333,110,895	1,303,802,630	29,308,265	2.2%	36
37 Net position, end of year					1,361,638,271	1,315,868,724	45,769,547	3.5%	37

**SEWERAGE AND WATER BOARD OF NEW ORLEANS**  
**DRAINAGE SYSTEM FUND**  
**STATEMENT OF REVENUES AND EXPENSES AND CHANGES IN NET POSITION**  
**WITH BUDGET COMPARISONS**  
**October 2022 Financials**

	A	B	C	D	E	F	G	H	
	MTD	MTD	MTD		YTD	YTD	YTD		
	Actual	Budget	Variance	%	Actual	Budget	Variance	%	
<b>Operating revenues:</b>									
1 Sales of water and delinquent fees	-	-	-	0.0%	-	-	-	0.0%	1
2 Sewerage service charges and del fees	-	-	-	0.0%	-	-	-	0.0%	2
3 Plumbing inspection and license fees	-	-	-	0.0%	-	-	-	0.0%	3
4 Other revenues	834	-	834	100.0%	1,222,798	-	1,222,798	100.0%	4
5 Total operating revenues	834	-	834	100.0%	1,222,798	-	1,222,798	100.0%	5
<b>Operating Expenses:</b>									
6 Power and pumping	1,342,145	1,058,594	283,551	26.8%	8,819,661	10,585,940	(1,766,279)	-16.7%	6
7 Treatment	-	-	-	0.0%	-	-	-	0.0%	7
8 Transmission and distribution	568,925	442,775	126,150	28.5%	4,470,812	4,427,750	43,062	1.0%	8
9 Customer accounts	3,483	3,055	428	14.0%	24,491	30,550	(6,059)	-19.8%	9
10 Customer service	6,710	8,786	(2,076)	-23.6%	51,140	87,860	(36,720)	-41.8%	10
11 Administration and general	562,815	1,112,274	(549,459)	-49.4%	5,289,171	11,122,740	(5,833,569)	-52.4%	11
12 Payroll related	601,866	994,023	(392,157)	-39.5%	11,498,576	9,940,230	1,558,346	15.7%	12
13 Maintenance of general plant	(208,078)	425,000	(633,078)	-149.0%	3,907,813	4,250,000	(342,187)	-8.1%	13
14 Depreciation	2,960,917	2,393,891	567,026	23.7%	29,609,169	23,938,910	5,670,259	23.7%	14
15 Amortization	-	-	-	0.0%	-	-	-	0.0%	15
16 Provision for doubtful accounts	-	-	-	0.0%	-	-	-	0.0%	16
17 Provision for claims	41,809	70,525	(28,716)	-40.7%	499,015	705,250	(206,235)	-29.2%	17
18 Total operating expenses	5,880,591	6,508,923	(628,332)	-9.7%	64,169,848	65,089,230	(919,382)	-1.4%	18
19 Operating income (loss)	(5,879,757)	(6,508,923)	629,166	-9.7%	(62,947,050)	(65,089,230)	2,142,180	-3.3%	19
<b>Non-operating revenues (expense):</b>									
20 Two-mill tax	158	-	158	0.0%	333	-	333	0.0%	20
21 Three-mill tax	33,725	32,826	899	2.7%	16,573,849	16,347,348	226,501	1.4%	21
22 Six-mill tax	35,616	34,540	1,076	3.1%	17,505,784	17,200,920	304,864	1.8%	22
23 Nine-mill tax	53,386	51,774	1,612	3.1%	26,235,301	25,783,452	451,849	1.8%	23
24 Interest income	159,449	10,267	149,183	1453.1%	329,289	102,667	226,622	220.7%	24
25 Other Taxes	-	-	-	0.0%	-	-	-	0.0%	25
26 Other Income	-	2,367	(2,367)	-100.0%	2,913,981	23,667	2,890,314	12212.6%	26
27 Interest expense	-	(3,750)	3,750	-100.0%	(3,626,358)	(37,500)	(3,588,858)	9570.3%	27
28 Operating and maintenance grants	-	-	-	0.0%	-	-	-	0.0%	28
29 Provision for grants	-	-	-	0.0%	-	-	-	0.0%	29
30 Total non-operating revenues	282,335	128,023	154,311	120.5%	59,932,179	59,420,553	511,626	0.9%	30
31 Income before capital contributions	(5,597,422)	(6,380,900)	783,477	-12.3%	(3,014,871)	(5,668,677)	2,653,806	-46.8%	31
32 Capital contributions	2,940,251	-	2,940,251	0.0%	31,542,247	-	31,542,247	0.0%	32
33 Change in net position	(2,657,171)	(6,380,900)	3,723,728	-58.4%	28,527,376	(5,668,677)	34,196,053	-603.2%	33
35 Audit Adjustment					-				35
36 Net position, beginning of year					1,333,110,895	1,303,802,630	29,308,265	2.2%	36
37 Net position, end of year					1,361,638,271	1,298,133,953	63,504,318	4.9%	37



**SEWERAGE AND WATER BOARD OF NEW ORLEANS**  
**ALL SYSTEM FUNDS**  
**STATEMENTS OF NET POSITION**  
**WITH PRIOR YEAR AND BEGINNING OF YEAR COMPARISONS**  
**October 2022 Financials**

Assets		A	B	C	D	E	F	G	
		Prior Year	Variance	%	Current Year	Variance	%	Beginning of Year	
Noncurrent assets:									
1	Property, plant and equipment	4,706,141,860	196,396,529	4.2%	4,902,538,389	101,277,949	2.1%	4,801,260,440	1
2	Less: accumulated depreciation	1,207,821,467	66,415,677	5.5%	1,274,237,144	69,371,210	5.8%	1,204,865,934	2
3	Property, plant, and equipment, net	3,498,320,393	129,980,852	3.7%	3,628,301,245	31,906,739	0.9%	3,596,394,506	3
Restricted cash, cash equivalents, and investments									
4	Cash and cash equivalents restricted for capital projects	107,430,690	14,998,059	14.0%	122,428,748	9,945,409	8.8%	112,483,340	4
5	Debt service	24,793,272	10,161,565	41.0%	34,954,837	21,877,399	167.3%	13,077,439	5
6	Debt service reserve	12,694,813	27,722	0.2%	12,722,535	-	0.0%	12,722,535	6
7	Health insurance reserve	2,513,000	(113,000)	-4.5%	2,400,000	-	0.0%	2,400,000	7
8	Total restricted cash, cash equivalents, and investments	147,431,775	25,074,346	17.0%	172,506,121	31,822,807	22.6%	140,683,314	8
Current assets:									
Unrestricted and undesignated									
9	Cash and cash equivalents	108,241,361	15,000,767	13.9%	123,242,128	25,519,433	26.1%	97,722,696	9
Accounts receivable:									
10	Customers (net of allowance for doubtful accounts)	51,511,932	(18,845,006)	-36.6%	32,666,927	(17,302,463)	-34.6%	49,969,390	10
11	Taxes	293,704	116,687	39.7%	410,392	(2,694,569)	-86.8%	3,104,961	11
12	Interest	1,557	(1,497)	-96.1%	60	-	0.0%	60	12
13	Grants	20,132,285	15,857,315	78.8%	35,989,600	(17,160,297)	-32.3%	53,149,897	13
14	Miscellaneous	1,832,097	734,843	40.1%	2,566,940	(211,650)	-7.6%	2,778,590	14
15	Due from (to) other internal departments	(149,340)	1,256,138	-841.1%	1,106,798	1,106,798	0.0%	0	15
16	Inventory of supplies	5,519,934	446,050	8.1%	5,965,984	-	0.0%	5,965,984	16
17	Prepaid expenses	858,087	(143,288)	-16.7%	714,799	-	0.0%	714,799	17
18	Total unrestricted current assets	188,241,619	14,422,009	7.7%	202,663,628	(10,742,749)	-5.0%	213,406,377	18
Other assets:									
19	Funds from/for customer deposits	13,840,237	710,604	5.1%	14,550,841	661,712	4.8%	13,889,129	19
20	Deposits	51,315	-	0.0%	51,315	-	0.0%	51,315	20
21	Total other assets	13,891,552	710,604	5.1%	14,602,156	661,712	4.7%	13,940,444	21
22	TOTAL ASSETS	3,847,885,340	170,187,810	33.5%	4,018,073,150	53,648,509	23.2%	3,964,424,640	22
Deferred outflows or resources:									
23	Deferred amounts related to net pension liability	14,398,727	22,698,048	157.6%	37,096,774	(4,399,196)	-11.9%	41,495,970	23
24	Deferred amounts related to OPEB	66,350,258	(30,453,421)	-45.9%	35,896,837	2,215,453	6.6%	33,681,384	24
25	Deferred loss on bond refunding	2,338,487	(1,915,438)	-81.9%	423,050	-	0.0%	423,050	25
26	TOTAL DEFERRED OUTFLOWS OF RESOURCES	83,087,472	(9,670,811)	-11.6%	73,416,661	(2,183,743)	-2.9%	75,600,403	26
27	TOTAL ASSETS AND TOTAL DEFERRED OUTFLOWS	3,930,972,812	160,516,999	21.9%	4,091,489,811	51,464,767	20.3%	4,040,025,044	27

SEWERAGE AND WATER BOARD OF NEW ORLEANS  
ALL SYSTEM FUNDS  
STATEMENTS OF NET POSITION  
WITH PRIOR YEAR COMPARISONS  
October 2022 Financials

	A	B	C	D	E	F	G	
	Prior Year	Variance	%	Current Year	Variance	%	Beginning of Year	
<b>NET ASSETS AND LIABILITIES</b>								
<b>Net position</b>								
1 Net investments in capital assets	2,889,301,040	1,053,894,405	36.5%	3,943,195,445	109,108,157	2.8%	3,834,087,288	1
2 Restricted for Debt Service	37,418,154	10,259,219	27.4%	47,677,373	21,877,400	84.8%	25,799,974	2
3 Unrestricted	(271,794,576)	(901,421,769)	331.7%	(1,173,216,345)	(20,923,790)	1.8%	(1,152,292,554)	3
4 Total net position	2,654,924,619	162,731,855	6.1%	2,817,656,474	110,061,766	4.1%	2,707,594,708	4
<b>Long-term liabilities</b>								
5 Claims payable	43,290,856	(517,763)	-1.2%	42,773,093	-	0.0%	42,773,093	5
6 Accrued vacation and sick pay	9,944,936	774,563	7.8%	10,719,499	97,556	0.9%	10,621,943	6
7 Net pension obligation	90,302,388	(24,576,315)	-27.2%	65,726,073	(10,277,463)	-13.5%	76,003,536	7
8 Other postretirement benefits liability	262,430,817	(13,746,065)	-5.2%	248,684,752	17,279,685	7.5%	231,405,067	8
9 Bonds payable (net of current maturities)	493,436,291	21,073,061	4.3%	514,509,352	2,957,142	0.6%	511,552,210	9
10 Special Community Disaster Loan Payable	-	-	0.0%	-	-	0.0%	-	10
11 Southeast Louisiana Project liability	206,480,939	(1,691,111)	-0.8%	204,789,827	(1,900,202)	-0.9%	206,690,029	11
12 Debt Service Assistance Fund Loan payable	37,265,290	-	0.0%	37,265,290	-	0.0%	37,265,290	12
13 Customer deposits	13,840,237	710,604	5.1%	14,550,841	661,712	4.8%	13,889,129	13
14 Total long-term liabilities	1,156,991,754	(18,683,631)	-1.6%	1,139,018,727	8,818,429	0.8%	1,130,200,298	14
<b>Current liabilities (payable from current assets)</b>								
15 Accounts payable and other liabilities	31,233,546	3,612,895	11.6%	34,846,441	(73,280,949)	-67.8%	108,127,390	15
16 Due to City of New Orleans	3,162,886	53,428	1.7%	3,216,314	330,544	11.5%	2,885,770	16
17 Disaster Reimbursement Revolving Loan	-	-	0.0%	-	-	0.0%	-	17
18 Retainers and estimates payable	9,458,810	2,401,372	25.4%	11,860,182	2,331,271	24.5%	9,528,911	18
19 Due to other fund	558,390	(216,187)	-38.7%	342,203	-	0.0%	342,203	19
20 Accrued salaries	1,816,612	(2,148,625)	-118.3%	(332,013)	(2,275,845)	-117.1%	1,943,832	20
21 Claims payable	4,315,238	25,103	0.6%	4,340,341	-	0.0%	4,340,341	21
22 Total OPEB liability, due within one year	5,662,174	1,855,263	32.8%	7,517,438	61,850	0.8%	7,455,588	22
23 Debt Service Assistance Fund Loan payable	2,773,797	(2,773,797)	-100.0%	-	-	0.0%	-	23
24 Advances from federal government	4,731,374	2,636	0.1%	4,734,010	2,636	0.1%	4,731,374	24
25 Other Liabilities	1,682,297	361,368	21.5%	2,043,666	310,690	17.9%	1,732,975	25
26 Total current liabilities (payable from current assets)	65,395,124	3,173,456	4.9%	68,568,581	(72,519,803)	-130.1%	141,088,384	26
<b>Current liabilities (payable from restricted assets)</b>								
27 Accrued interest	2,618,169	(1,026,576)	-39.2%	1,591,593	-	0.0%	1,591,593	27
28 Bonds payable	17,453,000	5,690,000	32.6%	23,143,000	-	0.0%	23,143,000	28
29 Retainers and estimates payable	7,168	(7,168)	-100.0%	-	-	0.0%	-	29
30 Total current liabilities (payable from restricted assets)	20,078,337	4,656,256	23.2%	24,734,593	-	0.0%	24,734,593	30
31 Total current liabilities	85,473,461	7,829,712	9.2%	93,303,174	(72,519,803)	-43.7%	165,822,977	31
32 Total liabilities	1,242,465,215	7,829,712	0.6%	1,232,321,901	(63,701,374)	-4.9%	1,296,023,274	32
<b>Deferred inflows or resources:</b>								
33 Amounts related to net pension liability	22,684,279	7,913,019	34.9%	30,597,297	4,265,493	16.2%	26,331,804	33
34 Amounts related to total OPEB liability	10,898,699	15,440	0.1%	10,914,139	838,882	8.3%	10,075,257	34
35 TOTAL DEFERRED INFLOWS OF RESOURCES	33,582,978	7,913,019	23.6%	41,511,437	5,104,375	14.0%	36,407,061	35
36 Total Net Position, Liabilities and Deferred Inflows of Resources	3,930,972,812	170,561,567	4.3%	4,091,489,811	51,464,767	1.3%	4,040,025,044	36

**SEWERAGE AND WATER BOARD OF NEW ORLEANS**  
**WATER SYSTEM FUND**  
**STATEMENTS OF NET POSITION**  
**WITH PRIOR YEAR AND BEGINNING OF YEAR COMPARISONS**  
**October 2022 Financials**

		A	B	C	D	E	F	G	
Assets									
		Prior Year	Variance	%	Current Year	Variance	%	Beginning of Year	
Noncurrent assets:									
1	Property, plant and equipment	1,120,894,261	78,393,109	7.0%	1,199,287,370	34,445,495	3.0%	1,164,841,875	1
2	Less: accumulated depreciation	390,659,248	9,861,441	2.5%	400,520,689	12,752,252	3.3%	387,768,437	2
3	Property, plant, and equipment, net	730,235,013	68,531,668	9.4%	798,766,681	21,693,243	2.8%	777,073,438	3
Restricted cash, cash equivalents, and investments									
4	Cash and cash equivalents restricted for capital projects	12,886,151	4,114,591	31.9%	17,000,742	930,842	5.8%	16,069,900	4
5	Debt service	4,019,011	4,905,831	122.1%	8,924,842	(5,579,167)	-62.5%	3,345,676	5
6	Debt service reserve	5,599,000	-	0.0%	5,599,000	-	0.0%	5,599,000	6
7	Health insurance reserve	888,513	(45,200)	-5.1%	843,313	-	0.0%	843,313	7
8	Total restricted cash, cash equivalents, and investments	23,392,675	8,975,222	38.4%	32,367,897	6,510,009	25.2%	25,857,888	8
Current assets:									
Unrestricted and undesignated									
9	Cash and cash equivalents	23,839,084	4,887,166	20.5%	28,726,250	11,703,722	40.7%	17,022,528	9
Accounts receivable:									
10	Customers (net of allowance for doubtful accounts)	25,232,598	(7,820,786)	-31.0%	17,411,812	(7,272,966)	-41.8%	24,684,778	10
11	Taxes	-	-	0.0%	-	-	0.0%	-	11
12	Interest	-	-	0.0%	-	-	0.0%	-	12
13	Grants	16,661,646	8,943,484	53.7%	25,605,130	(22,744,188)	-47.0%	48,349,319	13
14	Miscellaneous	542,667	235,806	43.5%	778,474	26,890	3.6%	751,583	14
15	Due from (to) other internal departments	(2,032,954)	9,385,966	-461.7%	7,353,012	9,189,154	-500.5%	(1,836,142)	15
16	Inventory of supplies	2,534,158	48,871	1.9%	2,583,028	-	0.0%	2,583,028	16
17	Prepaid expenses	399,825	(57,315)	-14.3%	342,510	-	0.0%	342,510	17
18	Total unrestricted current assets	67,177,025	15,623,193	23.3%	82,800,217	(9,097,388)	-9.9%	91,897,605	18
Other assets:									
19	Funds from/for customer deposits	13,840,237	710,604	5.1%	14,550,841	661,712	4.8%	13,889,129	19
20	Deposits	22,950	-	0.0%	22,950	-	0.0%	22,950	20
21	Total other assets	13,863,187	710,604	5.1%	14,573,791	661,712	4.8%	13,912,079	21
22	TOTAL ASSETS	834,667,900	93,840,687	76.1%	928,508,586	19,767,576	22.8%	908,741,010	22
Deferred outflows or resources:									
23	Deferred amounts related to net pension liability	4,799,576	16,045,684	334.3%	20,845,260	(1,466,399)	-6.6%	22,311,658	23
24	Deferred amounts related to OPEB	22,116,753	(10,151,141)	-45.9%	11,965,612	738,484	6.6%	11,227,128	24
25	Deferred loss on bond refunding	6,524	(6,524)	-100.0%	-	-	0.0%	-	25
26	TOTAL DEFERRED OUTFLOWS OF RESOURCES	26,922,852	5,888,020	21.9%	32,810,872	(727,914)	-2.2%	33,538,786	26
27	TOTAL ASSETS AND TOTAL DEFERRED OUTFLOWS	861,590,752	99,728,707	98.0%	961,319,458	19,039,662	20.7%	942,279,797	27

**SEWERAGE AND WATER BOARD OF NEW ORLEANS**  
**WATER SYSTEM FUND**  
**STATEMENTS OF NET POSITION**  
**WITH PRIOR YEAR COMPARISONS**  
**October 2022 Financials**

	A	B	C	D	E	F	G	
	Prior Year	Variance	%	Current Year	Variance	%	Beginning of Year	
<b>NET ASSETS AND LIABILITIES</b>								
<b>Net position</b>								
1 Net investments in capital assets	539,353,646	51,674,406	9.6%	591,028,052	28,056,098	5.0%	562,971,954	1
2 Restricted for Debt Service	9,578,255	4,945,588	51.6%	14,523,843	5,579,168	62.4%	8,944,676	2
3 Unrestricted	(74,521,488)	31,449,774	-42.2%	(43,071,714)	20,067,117	-31.8%	(63,138,831)	3
4 Total net position	474,410,413	88,069,769	18.6%	562,480,182	53,702,383	10.6%	508,777,799	4
<b>Long-term liabilities</b>								
5 Claims payable	4,050,309	170,875	4.2%	4,221,184	-	0.0%	4,221,184	5
6 Accrued vacation and sick pay	4,012,219	392,612	9.8%	4,404,831	33,607	0.8%	4,371,224	6
7 Net pension obligation	30,100,796	(8,192,105)	-27.2%	21,908,691	(3,425,821)	-13.5%	25,334,512	7
8 Other postretirement benefits liability	87,476,939	(4,582,022)	-5.2%	82,894,918	5,759,896	7.5%	77,135,022	8
9 Bonds payable (net of current maturities)	200,652,530	17,391,839	8.7%	218,044,369	(122,730)	-0.1%	218,167,099	9
10 Special Community Disaster Loan Payable	-	-	0.0%	-	-	0.0%	-	10
11 Southeast Louisiana Project liability	-	-	0.0%	-	-	0.0%	-	11
12 Debt Service Assistance Fund Loan payable	-	-	0.0%	-	-	0.0%	-	12
13 Customer deposits	13,840,237	710,604	5.1%	14,550,841	661,712	4.8%	13,889,129	13
14 Total long-term liabilities	340,133,030	5,181,199	1.5%	346,024,834	2,906,664	0.8%	343,118,170	14
<b>Current liabilities (payable from current assets)</b>								
15 Accounts payable and other liabilities	13,655,633	(504,620)	-3.7%	13,151,012	(40,589,445)	-75.5%	53,740,457	15
16 Due to City of New Orleans	3,162,886	53,428	1.7%	3,216,314	330,544	11.5%	2,885,770	16
17 Disaster Reimbursement Revolving Loan	-	-	0.0%	-	-	0.0%	-	17
18 Retainers and estimates payable	6,196,712	1,001,568	16.2%	7,198,279	1,403,314	24.2%	5,794,965	18
19 Due to other fund	272,553	(105,932)	-38.9%	166,620	-	0.0%	166,620	19
20 Accrued salaries	392,919	(581,029)	-147.9%	(188,109)	(645,270)	-141.1%	457,160	20
21 Claims payable	1,489,259	834	0.1%	1,490,093	-	0.0%	1,490,093	21
22 Other postretirement benefits liability	1,887,391	618,421	32.8%	2,505,813	20,617	0.8%	2,485,196	22
23 Debt Service Assistance Fund Loan payable	-	-	0.0%	-	-	0.0%	-	23
24 Advances from federal government	2,755,068	2,636	0.1%	2,757,705	2,636	0.1%	2,755,068	24
25 Other Liabilities	1,246,708	234,386	18.8%	1,481,094	206,760	16.2%	1,274,335	25
26 Total current liabilities (payable from current assets)	31,059,129	719,692	2.3%	31,778,822	(39,270,843)	-55.3%	71,049,665	26
<b>Current liabilities (payable from restricted assets)</b>								
27 Accrued interest	788,854	(285,378)	-36.2%	503,476	-	0.0%	503,476	27
28 Bonds payable	4,005,000	2,690,000	67.2%	6,695,000	-	0.0%	6,695,000	28
29 Retainers and estimates payable	-	-	0.0%	-	-	0.0%	-	29
30 Total current liabilities (payable from restricted assets)	4,793,854	2,404,622	50.2%	7,198,476	-	0.0%	7,198,476	30
31 TOTAL CURRENT LIABILITIES	35,852,983	3,124,314	8.7%	38,977,298	(39,270,843)	-50.2%	78,248,141	31
32 TOTAL LIABILITIES	375,986,014	8,305,514	2.2%	385,002,132	(36,364,180)	-8.6%	421,366,311	32
<b>Deferred inflows or resources:</b>								
33 Amounts related to net pension liability	7,561,426	2,637,673	34.9%	10,199,099	1,868,773	21.3%	8,777,268	33
34 Amounts related to total OPEB liability	3,632,899	5,147	0.1%	3,638,046	4,015,877	119.6%	3,358,419	34
35 TOTAL DEFERRED INFLOWS OF RESOURCES	11,194,325	2,642,820	23.6%	13,837,145	5,884,650	48.5%	12,135,687	35
36 Total Net Position, Liabilities and Deferred Inflows of Resources	861,590,752	96,375,283	11.2%	961,319,458	19,039,661	2.0%	942,279,797	36

**SEWERAGE AND WATER BOARD OF NEW ORLEANS**  
**SEWER SYSTEM FUND**  
**STATEMENTS OF NET POSITION**  
**WITH PRIOR YEAR AND BEGINNING OF YEAR COMPARISONS**  
**October 2022 Financials**

Assets		A	B	C	D	E	F	G	
		Prior Year	Variance	%	Current Year	Variance	%	Beginning of Year	
<b>Noncurrent assets:</b>									
1	Property, plant and equipment	1,505,954,894	67,263,676	4.5%	1,573,218,570	42,458,710	2.8%	1,530,759,860	1
2	Less: accumulated depreciation	376,699,586	29,563,052	7.8%	406,262,638	27,009,790	7.1%	379,252,848	2
3	Property, plant, and equipment, net	1,129,255,308	37,700,624	3.3%	1,166,955,932	15,448,920	1.3%	1,151,507,012	3
<b>Restricted cash, cash equivalents, and investments</b>									
4	Cash and cash equivalents restricted for capital projects	94,278,511	(8,825,176)	-9.4%	85,453,334	(10,694,059)	-11.1%	96,147,393	4
5	Debt service	18,735,161	5,249,834	28.0%	23,984,995	14,253,232	146.5%	9,731,763	5
6	Debt service reserve	7,095,813	27,722	0.4%	7,123,535	-	0.0%	7,123,535	6
7	Health insurance reserve	854,255	(45,200)	-5.3%	809,055	-	0.0%	809,055	7
8	Total restricted cash, cash equivalents, and investments	120,963,740	(3,592,821)	-3.0%	117,370,920	3,559,173	3.1%	113,811,746	8
<b>Current assets:</b>									
<b>Unrestricted and undesignated</b>									
9	Cash and cash equivalents	51,179,242	7,440,176	14.5%	58,619,417	7,473,866	14.6%	51,145,552	9
<b>Accounts receivable:</b>									
10	Customers (net of allowance for doubtful accounts)	26,283,814	(11,028,699)	-42.0%	15,255,114	(10,029,497)	-39.7%	25,284,612	10
11	Taxes	-	-	0.0%	-	-	0.0%	-	11
12	Interest	1,557	(1,497)	-96.1%	60	-	0.0%	60	12
13	Grants	968,301	5,622,599	580.7%	6,590,900	4,018,528	156.2%	2,572,372	13
14	Miscellaneous	353,433	440,340	124.6%	793,773	204,919	34.8%	588,853	14
15	Due from (to) other internal departments	7,217,675	(9,391,766)	-130.1%	(2,174,091)	(9,244,413)	-130.7%	7,070,322	15
16	Inventory of supplies	1,788,806	264,786	14.8%	2,053,592	-	0.0%	2,053,592	16
17	Prepaid expenses	245,244	(57,315)	-23.4%	187,929	-	0.0%	187,929	17
18	Total unrestricted current assets	88,038,071	(6,711,377)	-7.6%	81,326,694	(7,576,597)	-8.5%	88,903,291	18
<b>Other assets:</b>									
19	Funds from/for customer deposits	-	-	0.0%	-	-	0.0%	-	19
20	Deposits	17,965	-	0.0%	17,965	-	0.0%	17,965	20
21	Total other assets	17,965	-	0.0%	17,965	-	0.0%	17,965	21
22	TOTAL ASSETS	1,338,275,084	27,396,427	-7.3%	1,365,671,511	11,431,496	-4.1%	1,354,240,015	22
<b>Deferred outflows or resources:</b>									
23	Deferred amounts related to net pension liability	4,799,576	10,320,829	215.0%	15,120,404	(1,466,399)	-9.7%	16,586,803	23
24	Deferred amounts related to OPEB	22,116,752	(10,151,141)	-45.9%	11,965,611	738,484	6.6%	11,227,127	24
25	Deferred loss on bond refunding	2,268,021	(1,875,553)	-82.7%	392,468	-	0.0%	392,468	25
26	TOTAL DEFERRED OUTFLOWS OF RESOURCES	29,184,349	(1,705,865)	-5.8%	27,478,484	(727,914)	-2.6%	28,206,398	26
27	TOTAL ASSETS AND TOTAL DEFERRED OUTFLOWS	1,367,459,432	25,690,562	-13.1%	1,393,149,994	10,703,582	-6.6%	1,382,446,413	27

**SEWERAGE AND WATER BOARD OF NEW ORLEANS**  
**SEWER SYSTEM FUND**  
**STATEMENTS OF NET POSITION**  
**WITH PRIOR YEAR COMPARISONS**  
**October 2022 Financials**

	A	B	C	D	E	F	G	
	Prior Year	Variance	%	Current Year	Variance	%	Beginning of Year	
<b>NET ASSETS AND LIABILITIES</b>								
<b>Net position</b>								
1 Net investments in capital assets	921,301,408	20,194,875	2.2%	941,496,283	5,460,320	0.6%	936,035,962	1
2 Restricted for Debt Service	25,800,799	5,307,731	20.6%	31,108,530	14,253,232	84.6%	16,855,298	2
3 Unrestricted	(82,456,725)	3,389,932	-4.1%	(79,066,793)	8,118,455	-9.3%	(87,185,248)	3
4 Total net position	864,645,482	28,892,538	3.3%	893,538,020	27,832,007	3.2%	865,706,013	4
<b>Long-term liabilities</b>								
5 Claims payable	5,172,330	(66,218)	-1.3%	5,106,112	-	0.0%	5,106,112	5
6 Accrued vacation and sick pay	3,840,064	274,719	7.2%	4,114,783	38,846	1.0%	4,075,937	6
7 Net pension obligation	30,100,796	(8,192,105)	-27.2%	21,908,691	(3,425,821)	-13.5%	25,334,512	7
8 Other postretirement benefits liability	87,476,938	(4,582,022)	-5.2%	82,894,917	5,759,895	7.5%	77,135,022	8
9 Bonds payable (net of current maturities)	290,769,586	5,695,397	2.0%	296,464,983	3,079,872	1.0%	293,385,111	9
10 Special Community Disaster Loan Payable	-	-	0.0%	-	-	0.0%	-	10
11 Southeast Louisiana Project liability	-	-	0.0%	-	-	0.0%	-	11
12 Debt Service Assistance Fund Loan payable	37,265,290	-	0.0%	37,265,290	-	0.0%	37,265,290	12
13 Customer deposits	-	-	0.0%	-	-	0.0%	-	13
14 Total long-term liabilities	454,625,004	(6,870,229)	-1.5%	447,754,776	5,452,792	1.2%	442,301,984	14
<b>Current liabilities (payable from current assets)</b>								
15 Accounts payable and other liabilities	12,278,773	1,758,143	14.3%	14,036,916	(23,346,304)	-62.5%	37,383,221	15
16 Due to City of New Orleans	-	-	0.0%	-	-	0.0%	-	16
17 Disaster Reimbursement Revolving Loan	-	-	0.0%	-	-	0.0%	-	17
18 Retainers and estimates payable	2,103,624	424,424	20.2%	2,528,048	228,572	9.9%	2,299,476	18
19 Due to other fund	129,513	(49,723)	-38.4%	79,790	-	0.0%	79,790	19
20 Accrued salaries	648,165	(1,289,742)	-199.0%	(641,577)	(1,289,490)	-199.0%	647,913	20
21 Claims payable	1,455,001	835	0.1%	1,455,836	-	0.0%	1,455,836	21
22 Other postretirement benefits liability	1,887,391	618,421	32.8%	2,505,813	20,617	0.8%	2,485,196	22
23 Debt Service Assistance Fund Loan payable	2,773,797	(2,773,797)	-100.0%	-	-	0.0%	-	23
24 Advances from federal government	1,976,305	-	0.0%	1,976,305	-	0.0%	1,976,305	24
25 Other Liabilities	419,573	126,982	30.3%	546,555	103,930	23.5%	442,625	25
26 Total current liabilities (payable from current assets)	23,672,144	(1,184,457)	-5.0%	22,487,687	(24,282,675)	-51.9%	46,770,362	26
<b>Current liabilities (payable from restricted assets)</b>								
27 Accrued interest	1,822,307	(737,940)	-40.5%	1,084,367	-	0.0%	1,084,367	27
28 Bonds payable	11,493,000	2,955,000	25.7%	14,448,000	-	0.0%	14,448,000	28
29 Retainers and estimates payable	7,168	(7,168)	-100.0%	-	-	0.0%	-	29
30 Total current liabilities (payable from restricted assets)	13,322,475	2,209,892	16.6%	15,532,367	-	0.0%	15,532,367	30
31 TOTAL CURRENT LIABILITIES	36,994,619	1,025,435	2.8%	38,020,054	(24,282,675)	-39.0%	62,302,729	31
32 TOTAL LIABILITIES	491,619,624	(5,844,794)	-1.2%	485,774,830	(18,829,883)	-3.7%	504,604,713	32
<b>Deferred inflows or resources:</b>								
33 Amounts related to net pension liability	7,561,426	2,637,673	34.9%	10,199,099	1,421,831	16.2%	8,777,268	33
34 Amounts related to total OPEB liability	3,632,900	5,146	0.1%	3,638,046	279,627	8.3%	3,358,419	34
35 TOTAL DEFERRED INFLOWS OF RESOURCES	11,194,326	2,642,819	23.6%	13,837,145	1,701,458	14.0%	12,135,687	35
36 Total Net Position, Liabilities and Deferred Inflows of Resources	1,367,459,432	23,047,744	1.7%	1,393,149,995	10,703,582	0.8%	1,382,446,413	36

**SEWERAGE AND WATER BOARD OF NEW ORLEANS**  
**DRAINAGE SYSTEM FUND**  
**STATEMENTS OF NET POSITION**  
**WITH PRIOR YEAR AND BEGINNING OF YEAR COMPARISONS**  
**October 2022 Financials**

Assets		A	B	C	D	E	F	G	
		Prior Year	Variance	%	Current Year	Variance	%	Beginning of Year	
Noncurrent assets:									
1	Property, plant and equipment	2,079,292,705	50,739,744	2.4%	2,130,032,449	24,373,744	1.2%	2,105,658,705	1
2	Less: accumulated depreciation	440,462,633	26,991,184	6.1%	467,453,817	29,609,168	6.8%	437,844,649	2
3	Property, plant, and equipment, net	1,638,830,072	23,748,560	1.4%	1,662,578,632	(5,235,424)	-0.3%	1,667,814,056	3
Restricted cash, cash equivalents, and investments									
4	Cash and cash equivalents restricted for capital projects	266,028	19,708,643	0.0%	19,974,671	19,708,624	7407.9%	266,047	4
5	Debt service	2,039,100	5,900	0.3%	2,045,000	2,045,000	0.0%	-	5
6	Debt service reserve	-	-	0.0%	-	-	0.0%	-	6
7	Health insurance reserve	770,232	(22,600)	-2.9%	747,632	-	0.0%	747,632	7
8	Total restricted cash, cash equivalents, and investments	3,075,360	19,691,943	640.3%	22,767,303	21,753,624	2146.0%	1,013,679	8
Current assets:									
Unrestricted and undesignated									
9	Cash and cash equivalents	33,223,036	2,673,425	8.0%	35,896,460	6,341,845	21.5%	29,554,616	9
Accounts receivable:									
10	Customers (net of allowance for doubtful accounts)	(4,479)	4,479	-100.0%	-	-	0.0%	-	10
11	Taxes	293,704	116,687	39.7%	410,392	(2,694,569)	-86.8%	3,104,961	11
12	Interest	-	-	0.0%	-	-	0.0%	-	12
13	Grants	2,502,338	1,291,232	51.6%	3,793,570	1,565,363	70.3%	2,228,206	13
14	Miscellaneous	935,997	58,697	6.3%	994,694	(443,459)	-30.8%	1,438,153	14
15	Due from (to) other internal departments	(5,334,060)	1,261,937	-23.7%	(4,072,123)	1,162,057	-22.2%	(5,234,180)	15
16	Inventory of supplies	1,196,971	132,393	11.1%	1,329,364	-	0.0%	1,329,364	16
17	Prepaid expenses	213,018	(28,658)	-13.5%	184,360	-	0.0%	184,360	17
18	Total unrestricted current assets	33,026,524	5,510,193	16.7%	38,536,717	5,931,236	18.2%	32,605,481	18
Other assets:									
19	Funds from/for customer deposits	-	-	0.0%	-	-	0.0%	-	19
20	Deposits	10,400	-	0.0%	10,400	-	0.0%	10,400	20
21	Total other assets	10,400	-	0.0%	10,400	-	0.0%	10,400	21
22	TOTAL ASSETS	1,674,942,356	48,950,696	658.4%	1,723,893,052	22,449,436	2163.9%	1,701,443,615	22
Deferred outflows or resources:									
23	Deferred amounts related to net pension liability	4,799,576	(3,668,465)	-76.4%	1,131,110	(1,466,399)	-56.5%	2,597,509	23
24	Deferred amounts related to OPEB	22,116,753	(10,151,140)	-45.9%	11,965,613	738,484	6.6%	11,227,129	24
25	Deferred loss on bond refunding	63,943	(33,361)	-52.2%	30,581	-	0.0%	30,581	25
26	TOTAL DEFERRED OUTFLOWS OF RESOURCES	26,980,271	(13,852,966)	-51.3%	13,127,305	(727,914)	-5.3%	13,855,219	26
27	TOTAL ASSETS AND TOTAL DEFERRED OUTFLOWS	1,701,922,627	35,097,729	607.1%	1,737,020,357	21,721,522	2158.6%	1,715,298,835	27

**SEWERAGE AND WATER BOARD OF NEW ORLEANS**  
**DRAINAGE SYSTEM FUND**  
**STATEMENTS OF NET POSITION**  
**WITH PRIOR YEAR COMPARISONS**  
**October 2022 Financials**

	A	B	C	D	E	F	G	
	Prior Year	Variance	%	Current Year	Variance	%	Beginning of Year	
<b>NET ASSETS AND LIABILITIES</b>								
<b>Net position</b>								
1 Net investments in capital assets	1,428,645,987	982,025,124	68.7%	2,410,671,110	75,591,738	3.2%	2,335,079,372	1
2 Restricted for Debt Service	2,039,100	5,900	0.3%	2,045,000	2,045,000	0.0%	-	2
3 Unrestricted	(114,816,363)	(936,261,477)	815.4%	(1,051,077,839)	(49,109,363)	4.9%	(1,001,968,476)	3
4 Total net position	1,315,868,724	45,769,547	3.5%	1,361,638,271	28,527,375	2.1%	1,333,110,896	4
<b>Long-term liabilities</b>								
5 Claims payable	34,068,217	(622,420)	-1.8%	33,445,797	-	0.0%	33,445,797	5
6 Accrued vacation and sick pay	2,092,653	107,232	5.1%	2,199,885	25,103	1.2%	2,174,782	6
7 Net pension obligation	30,100,796	(8,192,105)	-27.2%	21,908,691	(3,425,821)	-13.5%	25,334,512	7
8 Other postretirement benefits liability	87,476,939	(4,582,022)	-5.2%	82,894,918	5,759,895	7.5%	77,135,023	8
9 Bonds payable (net of current maturities)	2,014,175	(2,014,175)	-100.0%	-	-	0.0%	-	9
10 Special Community Disaster Loan Payable	-	-	0.0%	-	-	0.0%	-	10
11 Southeast Louisiana Project liability	206,480,939	(1,691,111)	-0.8%	204,789,827	(1,900,202)	-0.9%	206,690,029	11
12 Debt Service Assistance Fund Loan payable	-	-	0.0%	-	-	0.0%	-	12
13 Customer deposits	-	-	0.0%	-	-	0.0%	-	13
14 Total long-term liabilities	362,233,719	(16,994,601)	-4.7%	345,239,118	458,974	0.1%	344,780,143	14
<b>Current liabilities (payable from current assets)</b>								
15 Accounts payable and other liabilities	5,299,140	2,359,372	44.5%	7,658,512	(9,345,200)	-55.0%	17,003,713	15
16 Due to City of New Orleans	-	-	0.0%	-	-	0.0%	-	16
17 Disaster Reimbursement Revolving Loan	-	-	0.0%	-	-	0.0%	-	17
18 Retainers and estimates payable	1,158,474	975,380	84.2%	2,133,854	699,385	48.8%	1,434,470	18
19 Due to other fund	156,325	(60,532)	-38.7%	95,793	-	0.0%	95,793	19
20 Accrued salaries	775,527	(277,854)	-35.8%	497,673	(341,086)	-40.7%	838,759	20
21 Claims payable	1,370,978	23,434	1.7%	1,394,412	-	0.0%	1,394,412	21
22 Total OPEB liability, due within one year	1,887,391	618,421	32.8%	2,505,813	20,617	0.8%	2,485,196	22
23 Debt Service Assistance Fund Loan payable	-	-	0.0%	-	-	0.0%	-	23
24 Advances from federal government	-	-	0.0%	-	-	0.0%	-	24
25 Other Liabilities	16,016	-	0.0%	16,016	-	0.0%	16,016	25
26 Total current liabilities (payable from current assets)	10,663,851	3,638,221	34.1%	14,302,072	(8,966,285)	-38.5%	23,268,357	26
<b>Current liabilities (payable from restricted assets)</b>								
27 Accrued interest	7,008	(3,258)	-46.5%	3,750	-	0.0%	3,750	27
28 Bonds payable	1,955,000	45,000	2.3%	2,000,000	-	0.0%	2,000,000	28
29 Retainers and estimates payable	-	-	0.0%	-	-	0.0%	-	29
30 Total current liabilities (payable from restricted assets)	1,962,008	41,742	2.1%	2,003,750	-	0.0%	2,003,750	30
31 TOTAL CURRENT LIABILITIES	12,625,859	3,679,963	29.1%	16,305,822	(8,966,285)	-35.5%	25,272,107	31
32 TOTAL LIABILITIES	374,859,578	(13,314,638)	-3.6%	361,544,940	(8,507,311)	-2.3%	370,052,251	32
<b>Deferred inflows or resources:</b>								
33 Amounts related to net pension liability	7,561,426	2,637,673	34.9%	10,199,099	1,421,831	16.2%	8,777,268	33
34 Amounts related to total OPEB liability	3,632,900	-	0.0%	3,638,047	-	0.0%	3,358,420	34
35 TOTAL DEFERRED INFLOWS OF RESOURCES	11,194,326	2,642,820	23.6%	13,837,146	1,701,458	14.0%	12,135,688	35
36 Total Net Position, Liabilities and Deferred Inflows of Resources	1,701,922,628	32,454,909	1.9%	1,737,020,357	21,721,522	1.3%	1,715,298,834	36



**OFFICE OF GENERAL SUPERINTENDENT  
SEWERAGE AND WATER BOARD OF NEW ORLEANS**

**November 16, 2022**

To the Honorable President and members of the Sewerage and Water Board of New Orleans:

The following report for the month of October presented herewith:

Contract 1368 – M.R. Pittman Group, LLC – Hazard Mitigation Grant Project. Oak Street Pumping Station. This work is 100% complete. (CP Item 112).

Contract 1370A – Walter J. Barnes Electric Co., Inc. – 60Hz Transformer/Switchgear. This work is approximately 98% complete. (CP Item 676-05).

Contract 1377 – M.R. Pittman Group, LLC – Water Hammer Hazard Mitigation Program. Claiborne Avenue Pump Station & Off-Site Improvements. This work is approximately 84% complete. (CP Item 175).

Contract 1403 – Cycle Construction, LLC – Demolition of abandoned C7/C8 Basins & Other Site Improvements at the Carrollton Water Plant. This work is approximately 95% complete. (CP Item 610-02).

Contract 1407 – Industrial & Mechanical Contractors, Inc. – Sycamore Filter Gallery Repairs. This work is 7% complete. (CP Item 122).

Contract 1413 – M.R. Pittman Group, LLC – Turbine 6 Air Inlet Heater. This work is approximately 99% complete. (CP Item 175).

Contract 2129 – Wallace C. Drennan, Inc. – Water Point Repair. This work is approximately 96% complete. (CP Item 214).

Contract 2130 – Wallace C. Drennan, Inc. – Water Point Repair. This work is approximately 96% complete. (CP Item 175).

Contract 2142 – Wallace C. Drennan, Inc. – Water Line Replacement and Extensions. This work is approximately 42% complete. (CP Item 175).

Contract 2145 – Boh Bros. Construction Co., LLC – Water Point Repair. This work is approximately 95% complete. (O & M Item).

Contract 2158 – Wallace C. Drennan, Inc. – Water Point Repair. This work is approximately 0% complete. (O & M Item).

Contract 2159 – Boh Bros. Construction Co., LLC – Water Point Repair. This work is approximately 90% complete. (O & M Item).

Contract 200035 – Echologies, LLC – Leak Detection Services. This work is approximately 63% complete. (O & M Item).

Contract 3742 – Atakapa Services – Cleaning & CCTV Inspection. This work is approximately 61% complete. (O & M Item).

Contract 3799 – Industrial & Mechanical Contractors, Inc. – Installation of Sludge Dryer at the East Bank Wastewater Treatment Plant. This work is approximately 99% complete. (CP Item 348).

Contract 30109 – Cycle Construction – Sewer Pumping Station A Structural Rehabilitation. This work is 99% complete. (CP Item 326).

Contract 30213 – Grady Crawford – South Shore Sewer Rehabilitation No. 1. This work is 100% complete. (CP Item 317).

Contract 30214 – Grady Crawford – South Shore Sewer Rehabilitation No. 2. This work is 100% complete. (CP Item 317).

Contract 30217 – CES – Cleaning & CCTV Inspection. This work is approximately 66% complete. (CP Item 375).

Contract 30218 – Wallace C. Drennan, Inc. – Sewer Point Repair. This work is approximately 74% complete. (O & M Item).

Contract 30219 – Wallace C. Drennan, Inc. – Manhole to Manhole & Sewer Point Repair. This work is approximately 73% complete. (CP Item 175).

Contract 30222 – Grady Crawford – South Shore Sewer Rehabilitation No. 3. This work is 100% complete. (CP Item 317).

Contract 30223 – BLD Services – South Shore Sewer Rehabilitation No. 4. This work is 100% complete. (CP Item 317).

Contract 30224 – BLD Services – South Shore Sewer Rehabilitation No. 5. This work is 100% complete. (CP Item 317).

Contract 30227 – Fleming – Mid City Sewer Rehabilitation Basin No. 1 (ESSA). This work is approximately 27% complete. (CP Item 317-09).

Contract 30228 – Fleming – Mid City Sewer Rehabilitation Basin No. 2 (S&WB Bond). This work is approximately 23% complete. (CP Item 317-08).

Contract 30237 – Wallace C. Drennan, Inc. - Sewer Point Repair This work is approximately 38% complete. (O & M 6621/4408 Item).

Contract 30238 – Wallace C. Drennan, Inc. – Manhole to Manhole & Sewer Point Repair. This work is approximately 82% complete. (CP Item 310).

Contract 30244 – CES – Cleaning & CCTV Inspection. This work is approximately 12% complete. (O & M 6621/4411 Item).

Contract 30245 – Palmisano – Mid City Sewer Rehabilitation Basin No. 3 (Interim Pavement). This work is approximately 10% complete. (CP Item 317-08).

Contract 5224 – Industrial & Mechanical Contractors, Inc. – Hurricane Katrina Related Repairs to New Carrollton Hospital, Marconi, Paris & Press Drainage Underpass Stations. This work is approximately 99% complete. (CP Item 511).

Contract 5243 – Industrial & Mechanical Contractors, Inc. – Drainage Pump Station #4 Anti-Siphon Project. This work is 100% complete. (CP Item 535).

Contract 6266 – Baker Hughes Holdings, LLC. – Operating Controls System Upgrade for Turbine 5. This work is approximately 99% complete. (CP Item 676-14).

Contract 6267 – M.R. Pittman Group, LLC. – Turbine 5 Exhaust System Fabrication & Installation. This work is approximately 99% complete. (CP Item 676-14).

Contract 8165– Wallace C. Drennan, Inc. – Driveways & Sidewalk Repaving. This work is approximately 21% complete. (O & M Item).

Contract 8166– Wallace C. Drennan, Inc. – Water Line Replacement & Extensions. This work is approximately 19% complete. (O & M Item).

## PLUMBING DEPARTMENT

Submitted herewith, you will find the monthly report for work performed by the Plumbing Department;

There were 329 Plumbing and 34 Backflow permits issued during the month of **October**. This department complied with 382 requests for Plumbing Inspections, which consists of inspections conducted with Licensed Plumbing Contractors, Property Owners, Tenants, Department of Health and Hospitals Sanitarians, and Environmental Inspectors.

For your information, the following numbers are of the permits issued and inspections conducted.

	<u>Aug</u>	<u>Sep</u>	<u>2022 Oct</u>	<u>2021 Oct</u>	<u>YTD 2022</u>
Plumbing Permits Issued	342	262	329	186	
Backflow Permits Issued	030	016	034	004	
	<b>372</b>	<b>278</b>	<b>363</b>	<b>190</b>	<b>2723</b>
<b>Inspections Conducted</b>					
Water	259	244	248	068	
Special	000	012	014	000	
Final	096	112	107	026	
<b>Totals</b>	<b>355</b>	<b>368</b>	<b>369</b>	<b>094</b>	<b>3704</b>

## RAINFALL REPORT FOR OCTOBER 2022

The rainfall for the month of **October** was **1.17"**, compared to the 129-year average of **3.22"** for the month of **October**. The cumulative rainfall through the Tenth month of the year was **44.90"** compared to the 129-year average of **51.11"**.

**AVERAGE DAILY PUMPAGE FOR THE MONTH OF OCTOBER**

New Orleans Side  
Algiers Side

147.22 Million Gallons Per Day  
9.70 Million Gallons Per Day

Respectfully submitted,



**M. RON SPOONER**  
**INTERIM GENERAL SUPERINTENDENT**

MRS/zfg  
GENSUP%11-16-22

**SEWERAGE AND WATER BOARD OF NEW ORLEANS  
OFFICE OF SPECIAL COUNSEL**

**December 14, 2022**

**To the Honorable President and Members of the  
Sewerage and Water Board of New Orleans:**

The following represents Legal Department activities during the months of **October and November 2022.**

**CONTRACTS EXECUTED BEFORE SPECIAL COUNSEL:**

- **Furnishing Contract between SWBNO & The Plant Gallery for Green Infrastructure Maintenance at Aurora Rain Gardens & St. Joseph Green Roof (\$43,009.00) Contract #2022-SWB-14, Signed 10/4/2022**
- **Amendment #2 (Final) to the Furnishing Contract between SWBNO & Trux Air Conditioning Inc., for AC Maintenance at the Engineering Building (\$32,000.00) Contract #PM-200023, Signed 10/4/2022**
- **Furnishing Contract between SWBNO & Compressed Air Systems for Air Compressors and Dryer Annual Equipment Service Agreement (\$21,000.00) Contract # HL220035, Signed 10/14/2022**
- **Amendment #1 to the Furnishing Contract between Itron, Inc., for Handheld Mobile Computers Including Maintenance, Repair and Technical Support (Requisition # MR19-0009) - No dollar amount involved in this Amendment. This Amendment reflects the replacement of the HVC licensing software agreement with the Temetra software licensing agreement.**
- **Furnishing Contract between SWBNO & Loumis Air, LLC for Fresh Air Louver & Electrical Damper Replacement (\$12,900.00) Contract #SU0-220023, Signed 10/26/2022**

**THERE WERE NO NEW CIVIL SUITS FILED AGAINST BOARD IN OCTOBER OR NOVEMBER**

**Respectfully submitted,**

**YOLANDA Y. GRINSTEAD  
SPECIAL COUNSEL**

October 2022

## SWBNO SAFETY REPORT



## Executive Summary

We are pleased to present the October 2022 Safety Report. The purpose of this report is to present data tracked by the Safety Department, Risk Management Office, Claims Office, Accident Review Board, and the Workers' Compensation Office, and to provide a summary of actions taken to improve employee safety and reduce risks in our operations. The data collected by the departments are analyzed on a monthly basis for both leading and lagging indicators to identify emerging risks, measure the impact of previously implemented policies, and to pinpoint areas of operations where additional safety training would be most beneficial.

Last month, the Safety Department resolved and closed four safety hazard issues at two separate Board facilities, completed two safety orientation presentations for new employees, and assisted in an asbestos and job hazard analysis training session. The Safety Coordinators completed 15 job site visits, and the Safety Liaisons completed one job hazard analysis each. OSHA training completions remain strong, with 37 employees having taken either OSHA 10 or OSHA 30 in October, bringing the total number of employees who have gone to OSHA training for the year to 253. To put those numbers in context, 32 employees completed OSHA training in 2021 and 10 in 2020, so the Safety Department's efforts to expand the program are bearing fruit, and Board work spaces are safer for it.

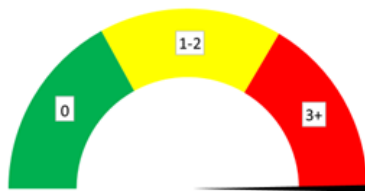
During the month of October, four employee injuries were reported as a result of motor vehicle incidents, which is more than any other month during 2021 or 2022, but it should be noted that the preliminary reports on all four injuries suggest that the incidents were not preventable (three of the four employees were injured due to Board vehicles being rear-ended, for example), and their injuries are not serious. All employee injuries, regardless of cause, fault, or severity, are included in each month's Safety Report.

There were two non-motor vehicle injuries recorded last month as well, both occurring during incidents in which the employees were not utilizing the proper PPE. Safety and Risk Management are addressing both incidents with the departments' management teams in order to prevent similar incidents in the future. Overall, however, employee injuries remain down slightly over year-to-date totals from last year.

Please note that this report is the product of a collaboration between the Safety and Risk Management departments, and is broken down into five sections:

1. Safety
2. Accident Review Board
3. Workers' Compensation
4. Claims Office
5. Risk Management

### Motor Vehicle Incidents



4 Motor Vehicle Incidents

Target: 0 Motor Vehicle Incidents

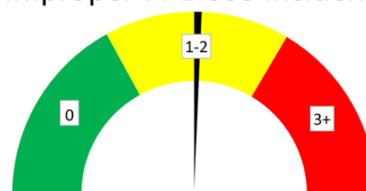
### Non-Motor Vehicle Incidents



2 Non-Motor Vehicle Incidents

Target: 0 Non-Motor Vehicle Incidents

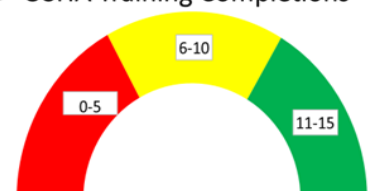
### Improper PPE Use Incidents



2 Improper PPE Use Incidents

Target: 0 Improper PPE Use Incidents

### OSHA Training Completions



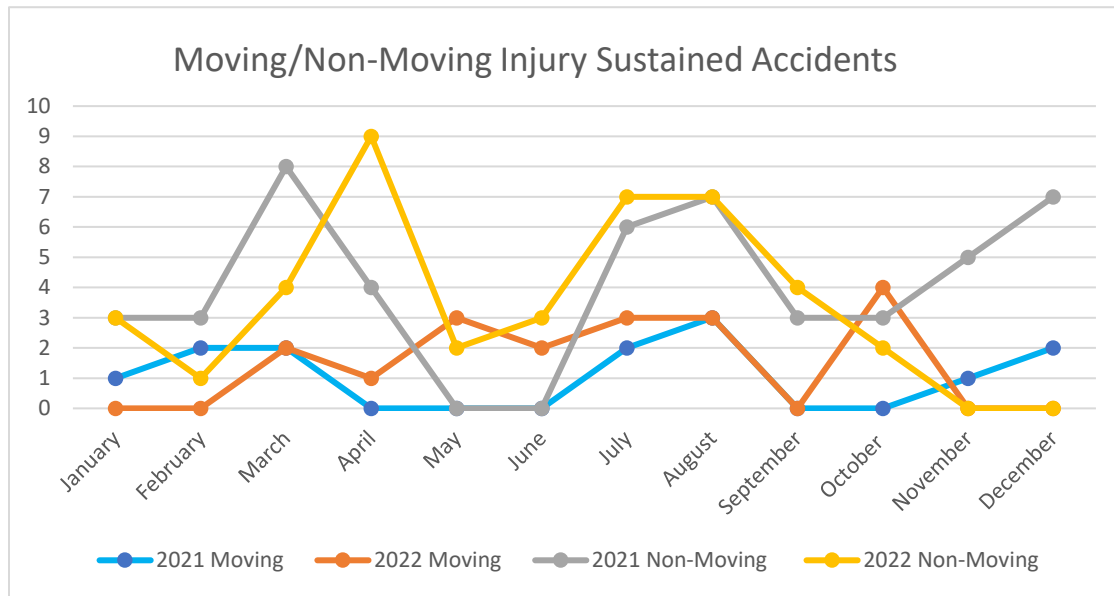
36 OSHA Training Completions

Target: 10+ OSHA Training Completions



# Safety

## Motor Vehicle & Non-Motor Vehicle Injury Sustained Incidents



During 2022, there were a total of 18 Employee Sustained Incidents caused by Motor Vehicle Incidents. A total of 42 were Non-Motor Vehicle Incidents.

During 2021, there were a total of 14 Employee Sustained incidents caused by Motor Vehicle Incidents. A total of 56 were Non-Motor Vehicle Incidents.

\*Incident: any occurrence of an event in which Workers' Compensation is notified (minor or serious consequences)

\*Motor Vehicle: Incident that involves motorized mobile machinery (vehicle, riding lawnmower, backhoe machine, etc.)

\*Non-Motor Vehicle: Incident that does not involve motorized mobile machinery.

### Safety Training

The Safety Department has conducted the following safety training since last month:

Health and Wellness

Safe Job Procedures

OSHA 10 in-class training (32 employees)

### Safety Coordinators

Completed 15 jobsite visits

### Safety Liaison Program

The Safety Liaison Program participants conducted the following tasks since last month:

1 Job Hazard Analysis each

## Safety Incident Investigation Report

Below is the Safety Incident Investigation tracking report for incidents that required a Safety Investigation. The report outlines the type of incident, date the investigation was closed, and recommended action to prevent the same type of incident from happening again.

Department	Date of Incident	Description	Recommended Action	Closed Date
Maintenance	10/7/2022	While fixing a sewerage pump on a work table, employee smashed left middle finger in between parts of the pump, causing a laceration and broken bone.	It is recommended that a job hazard analysis is performed when rebuilding sewerage pumps. It is recommended that a Standard Operating Procedure (SOP) is written for rebuilding pumps. It is recommended that employees are issued the required PPE for the job. It is also recommended that employees are issued hand protection of bipolymer palm coated gloves when performing this type of operation or a similar glove with specifications to protect the hands.	10/14/2022

## Employee Motor Vehicle and Non-Motor Vehicle Injuries by Department

Departmental view of MVI and Non-MVIs reported in 2022			
Department	MVI	Non-MVI	Total
Zone 5	0	2	2
Zone 6	2	1	3
Unmanned Drainage Stations	0	1	1
Automatic-Stations Algiers	0	1	1
Meter Reading & Investigations	3	9	12
Zone 7	2	1	3
Building Maintenance	0	1	1
Welding & Fabrication	0	1	1
Maintenance and Relief-MWP	0	3	3
Satellite Garage	0	1	1
Central Yard Garage	0	2	2
Zone 2	0	3	3
In Plant Systems	1	0	1
Machine Shop	5	2	7
Sewer Pumping Supervisor	0	2	2
Zone 3	1	0	1
Meter Repairs	1	0	1
General Superintendent's Office/Deputy Superintendent	0	1	1
Old City	0	2	2
Project Delivery Unit	0	1	1
Grounds Maintenance	0	1	1
Construction Administration	0	1	1
Customer Service Telephone	0	2	2
Filter #2	0	1	1
Boiler Room Maintenance	0	1	1
CA & I Engineering	1	0	1
Zone 1	0	1	1
Electric Shop	0	1	1
Plumbing	1	0	1
Emergency	1	0	1
<b>Total</b>	<b>18</b>	<b>42</b>	<b>60</b>

## OSHA 10 and OSHA 30 Training

### SWBNO Employee OSHA 10 Completions by Month of 2022-2021-2020

Year		Jan	Feb	Mar	Apr	May	Jun	Jul	Aug	Sept	Oct	Nov	Dec	Total
2022		12	17	19	17	24	30	12	34	46	36	-	-	247
2021		1	5	1	0	0	9	10	0	0	1	0	0	27
2020		0	0	0	0	0	0	0	0	4	1	1	2	8

### SWBNO Employee OSHA 30 Completions by Month of 2022-2021-2020

Year		Jan	Feb	Mar	Apr	May	Jun	Jul	Aug	Sept	Oct	Nov	Dec	Total
2022		1	0	1	0	1	0	1	0	1	1	-	-	6
2021		1	0	0	0	1	0	0	0	1	2	0	0	5
2020		0	0	0	0	0	1	0	0	0	0	1	0	2



## Accident Review Board

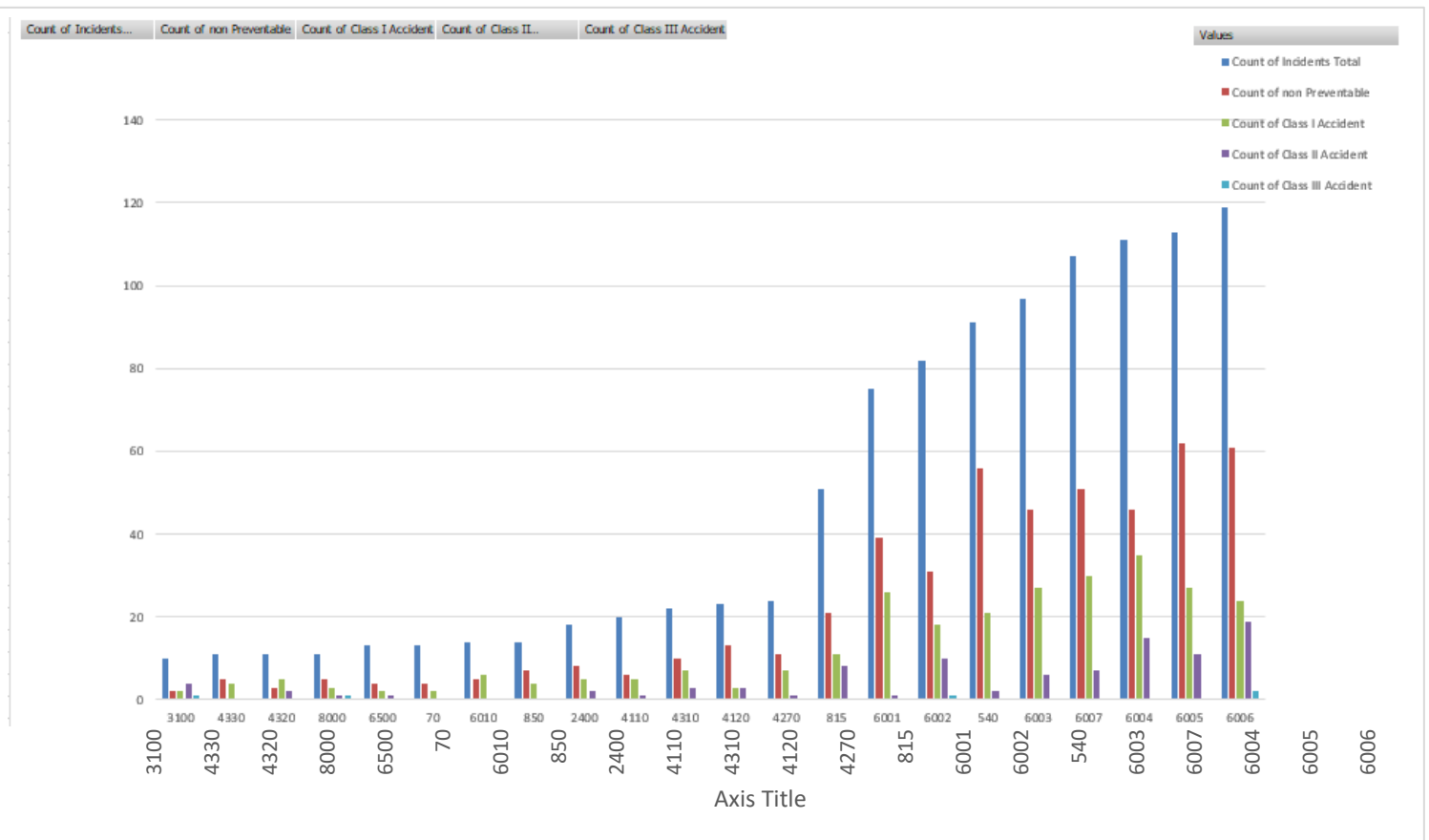
2007-2022

The Purpose and Mission of the Accident Review Board is to reduce the number of safety related incidents and injuries to Sewerage and Water Board equipment and staff. We strive to reduce incidents by recognizing areas that need improvement and create training opportunities to mitigate any future incidents.

## Accident Review Board Data

The above graph reflects the information collected in the Safety Unit, ARB folders with 10 or more accidents from 2007-2022 by Department Organization Codes. Please see the next page for ARB Classification Descriptions.

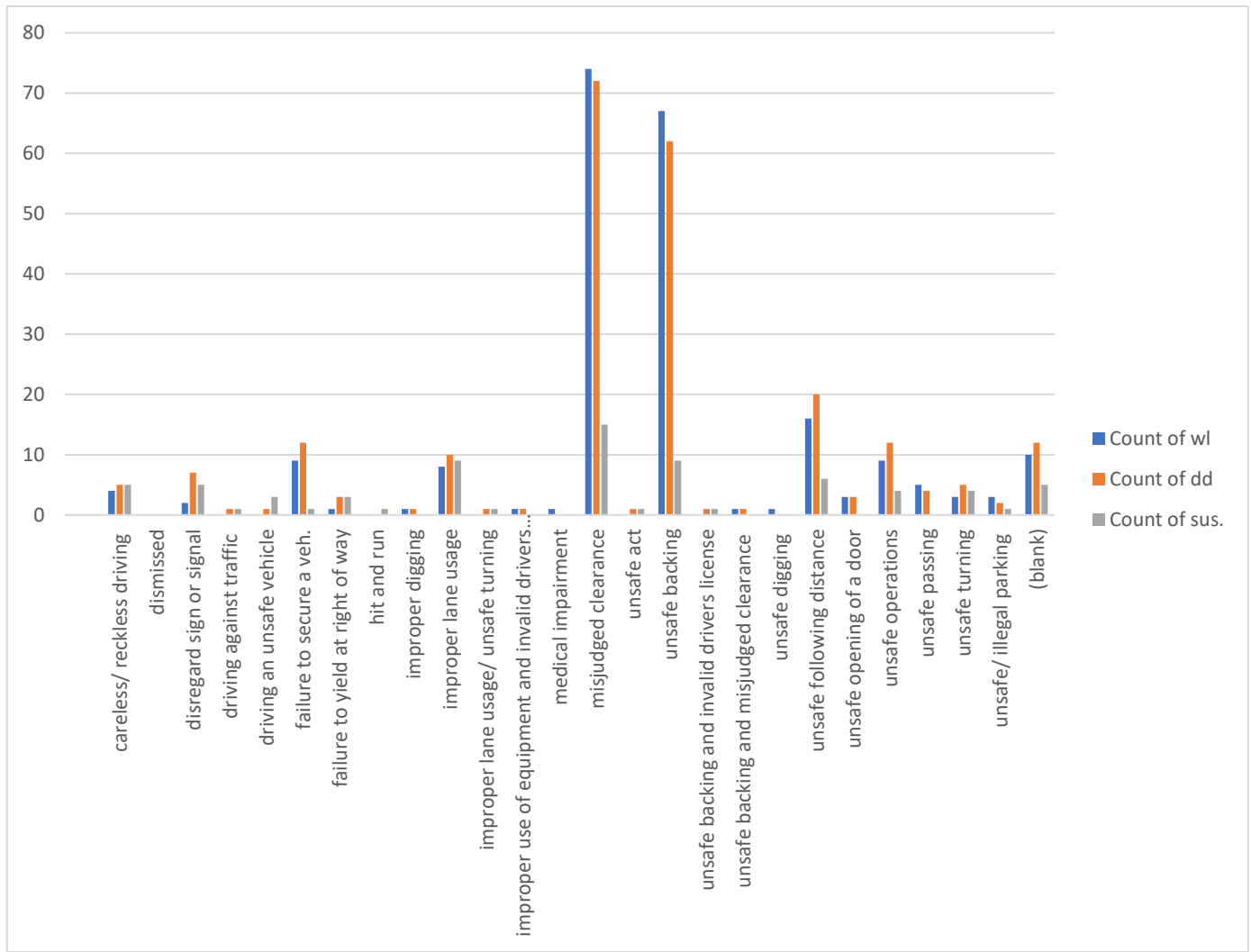
\*2021 data still in review



\*Chart lists departments with 10 or more incidents.

6001-Networks Zone 1  
 6002-Networks Zone 2  
 6003-Networks Zone 3  
 6004-Networks Zone 4  
 6005-Networks Zone 5  
 6006-Networks Zone 6  
 6007-Networks Zone 7  
 6010-Field Service Center  
 6500-Technical Services  
 0540-Meter Reading  
 0815-Grounds Maintenance  
 0850-Warehouse & Grounds  
 4110-Outside Systems  
 4120-In Plant Systems  
 4270-Meter Repairs  
 4310-Carrollton

## Accident Review Board Data



### Disposition Legend

wl: warning letter

dd: defensive driving

sus.: suspension




## ARB CLASSIFICATION DESCRIPTIONS

### Offense Classifications

A preventable “Vehicle”, “Heavy Equipment” and “Non-Vehicular” accident falls into one of three classifications, Class I, II, or III, defined as follows:

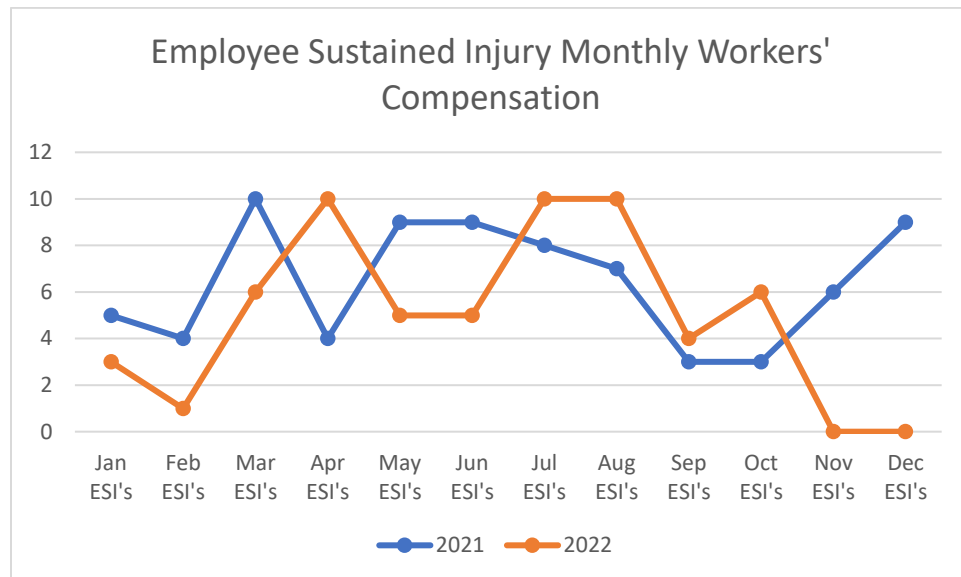
- **Class I Accident** is an accident in which the involved employee(s) shared a portion or all the responsibility for its occurrence. The potential severity of a Class I accident is considered by the ARB to be minor in nature. A Class I accident remains on an employee’s record for one (1) year.
- **Class II Accident** is an accident in which the involved employee(s) shared a portion or all the responsibility for its occurrence. The potential severity of a Class II accident is considered by the ARB to be of serious consequence. A Class II accident remains on an employee’s record for two (2) years.
- **Class III Accident** is an accident in which the involved employee(s) has flagrantly disregarded traffic laws and safe driving or operational practices. Any accident in which there is the potential for loss of life, severe, and long-lasting debilitating injuries and/or extensive property damage is classified as a Class III accident. A Class III accident remains on an employee’s record for three years.





## Workers' Compensation Monthly Statistics

The charts below represent claims that were reported to Workers' Compensation where employees sustained injuries (ESI).



**Total number of claims reported in October: 6**

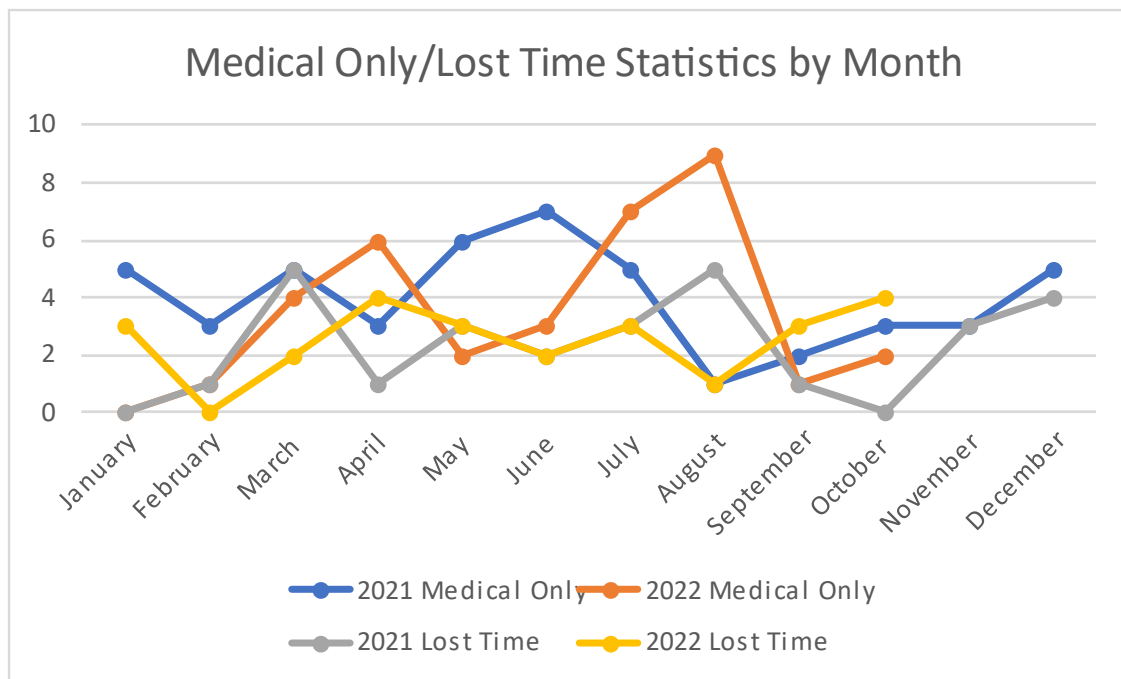
Workers' Comp Employee Sustained Injuries: 2022 and 2021													
Year	Jan	Feb	Mar	Apr	May	Jun	Jul	Aug	Sept	Oct	Nov	Dec	Total
2022	3	1	6	10	5	5	10	10	4	6	0	0	60
2021	5	4	10	4	9	9	8	7	3	3	6	9	77

Comparison of 2022 & 2021 ESIs: As of October 2022, injury cases increased by 3 over October 2021. The overall percentage has decreased by 3%, or 2 injuries, as of October 2022 as compared to 62 injuries as of October 2021.

**Goal:** To educate and communicate with departments on data found and collaborate on a plan that reduces the number of injuries and risk for the agency.



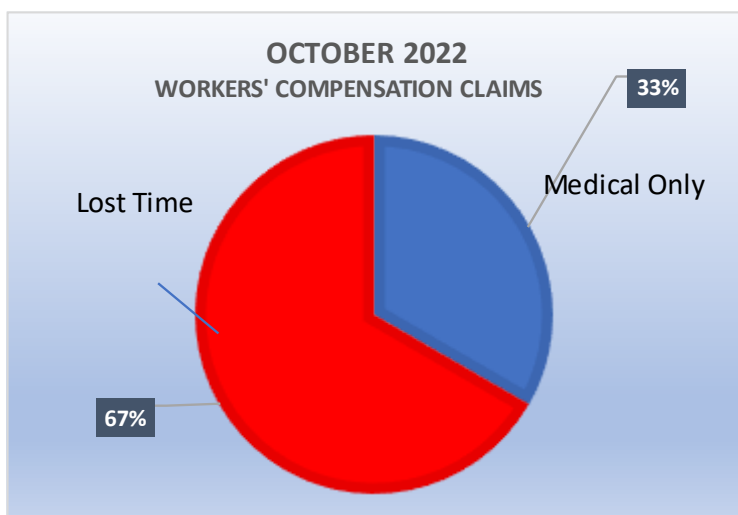
## Workers' Compensation Monthly Claims Statistics



**Medical Only:** Of the 6 claims, 2 claims required medical treatment only and the employees returned to work within a week.

**Lost Time:** Of the 6 claims, 4 claims required medical treatment and paid wages as the employees were not able to return to work within the week of the injury.

**Goal:** Safety Department will evaluate claims in a timely manner that ensures proper Personal Protective Equipment (PPE) and safety training is made available to department managers to reduce accidents. The Workers' Compensation Office will evaluate claims in a timely manner that ensures prompt medical treatment so that employees are returned into the workforce as efficiently and medically stable as possible. This will aid in maintaining an active and healthy workforce.





## Workers' Compensation Personal Protection Equipment (PPE) Monthly Statistics

Workers' Compensation tracks the use of Personal Protection Equipment (PPE). This safety equipment should be used during work activity to protect against health and safety risks. The information below details the use of PPE as it relates to the body part injured as a result of the accident.

### October 2022 Personal Protection Equipment Statistics

Department	Body Part Injured	Accident Type	PPE? Yes/No or N/A
Maintenance & Relief	Eye	Chemicals/Substances	No
Machine Shop	Hand	Unsecured Equipment/Tools	No
Plumbing	Left Shoulder	Vehicle or Equipment Collisions	Yes
Emergency	Leg	Vehicle or Equipment Collisions	N/A
Machine Shop	Neck	Vehicle or Equipment Collisions	Yes
Machine Shop	Neck	Vehicle or Equipment Collisions	Yes



## Workers' Compensation Claims Tracking

### Total Open Claims by Date\*

<b>Number of Open Claims (10-04-2022)</b>	<b>Number of Open Claims (11-02-2022)</b>	<b>Net Change</b>
29	31	+2

### Total Extended Open Claims by Date (Claims Open Longer than One Year)

<b>Number of Extended Open Claims (10-01-2022)</b>	<b>Number of Extended Open Claims (10-01-2022)</b>	<b>Net Change</b>
25	24	-1

\*Number of claims are captured on payroll dates and are based on total weekly and bi-weekly payroll indemnity recipients, and do not include medical-only claims.

### Workers' Compensation Claims Settled

Date of Injury	Date Settlement Finalized	Projected Future Indemnities	Projected Future Medicals	Projected Future Exposure Total	Settlement Amount	Projected Savings
April 16, 2014	December 20, 2021	\$24,286.08	\$60,481.74	\$84,767.82	\$24,000.00	<b>\$60,767.82</b>
July 20, 1983	February 25, 2022	\$0.00*	\$15,000.00	\$15,000.00	\$14,000.00	<b>\$1,000.00</b>
June 20, 2019	April 13, 2022	\$210,702.96	\$10,000.00	\$220,702.96	\$67,500.00	<b>\$153,202.96</b>
July 2, 2018	April 13, 2022	\$197,664.04	\$19,289.42	\$216,953.46	\$75,000.00	<b>\$141,953.46</b>
January 22, 1996	April 13, 2022	\$251,059.38	\$65,000.00	\$316,059.38	\$150,000.00	<b>\$166,059.38</b>
September 14, 2018	April 13, 2022	\$118,950.28	\$37,175.22	\$156,125.50	\$67,000.00	<b>\$89,125.50</b>
June 11, 2018	April 13, 2022	\$175,000.00	\$160,000.00	\$335,000.00	\$110,000.00	<b>\$225,000.00</b>
November 26, 2019	May 31, 2022	\$150,169.76	\$100,000.00	\$250,169.76	\$87,500.00	<b>\$162,669.76</b>
February 28, 2000	June 3, 2022	\$0.00	\$184,250.00	184,250.00	\$21,000.00	<b>\$163,250.00</b>
August 4, 2016	June 13, 2022	\$85,000.00	\$1,534,187.18	\$1,619,187.18	\$10,000.00	<b>\$1,609,187.18</b>
March 8, 2019	August 10, 2022	\$70,785.83	\$14,781.80	\$85,567.63	\$82,781.80	<b>\$2,785.83</b>

**Total projected savings for claims settled since October 2021: \$2,775,001.89**

These claims include those that had open payroll indemnity benefits; settlement of medical-only claims is not included.

Underlined dates represent settlements finalized in the current Safety Report's reporting period.

\*Although there was no statutory future indemnity exposure, indemnities were still being paid, and would have continued to be paid in the absence of settlement or termination of indemnities, which likely would have resulted in litigation and associated costs.



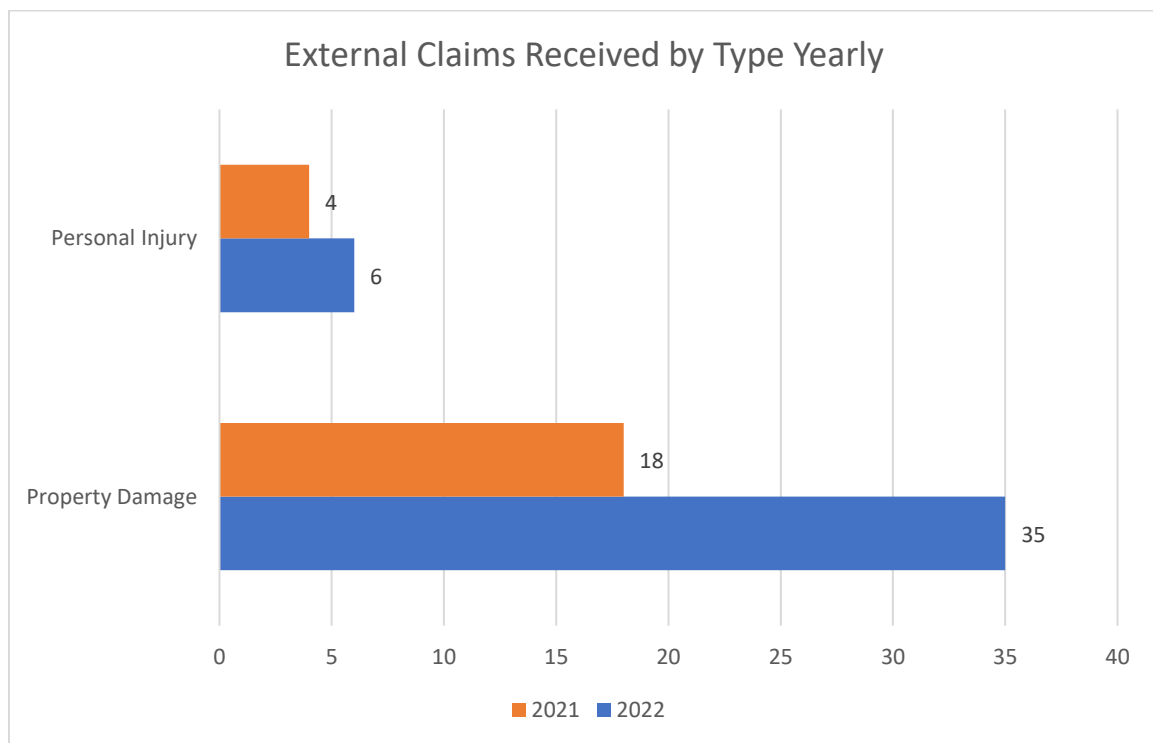
## Claims Office

### External Claims:

There has been report of **4** total claims since last month's report. These claims include property damage and personal injury external claims from members of the public and do not include employee claims. Compared to October 2021's total of 22 claims total for the year, the claims increased by **19**.

**All Major Claims (Claims over an estimated value of 5k in damages) are listed below.**

Property Damage: \$8,161.14



### External Claims Received by Month of 2022 and 2021

Year	Jan	Feb	Mar	Apr	May	Jun	Jul	Aug	Sept	Oct	Nov	Dec	Total
2022	3	7	6	1	5	4	3	1	7	4	0	0	41
2021	6	4	4	4	1	1	0	1	0	1	1	0	23

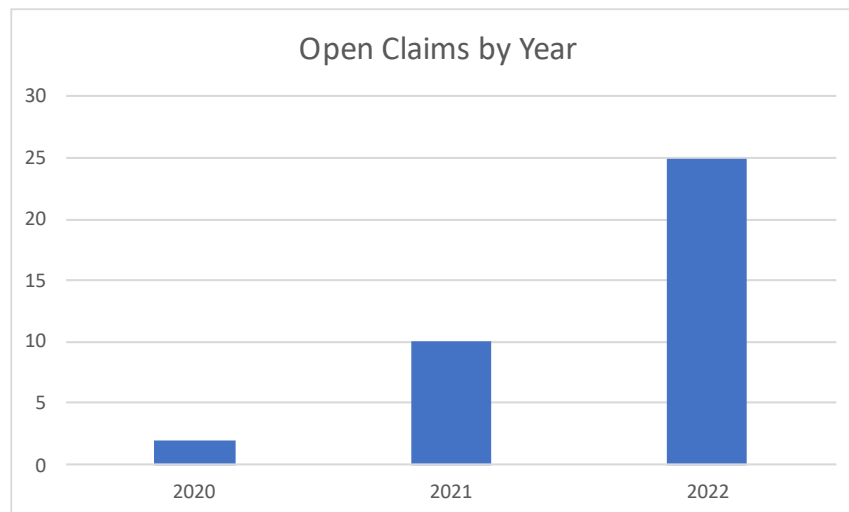


## 2022 Open and Closed Damage Claims

Month	Jan	Feb	Mar	Apr	May	Jun	Jul	Aug	Sept	Oct	Nov	Dec	Total
Received Claims	3	7	6	1	5	4	3	1	7	4	0	0	41
Closed Claims	3	3	15	2	4	3	11	1	4	4	0	0	50

## 2021 Open and Closed Damage Claims

Month	Jan	Feb	Mar	Apr	May	Jun	Jul	Aug	Sept	Oct	Nov	Dec	Total
Received Claims	6	4	4	4	1	1	0	1	0	1	1	0	23
Closed Claims	8	8	5	9	5	9	8	6	10	9	3	7	87



Open Claims By Year and Status	
Year, Number of Claims	Status
2020, 2 Claims	In Review
2021, 10 Claims	In Review
2022, 25 Claims	Up for Review
37 Claims	<b>TOTAL</b>

Open Claims By Type	
Number of Claims	Type
32 Claims	Property Damage
2 Claims	Personal Injury
3 Claims	Auto Liability
37 Claims	<b>TOTAL</b>

#### External Non-Vehicle Incident Claims:

There have been claims made for **4** non-vehicle incidents since last month's report. These incidents include occurrences where injury may or may not have occurred. Compared to last month's report of **7** non-vehicle incidents, the incidents decreased by **3**. This number reflects how many claims were received over the past month, which is not indicative of the incident date.

**All Major Incidents (Electrical/Gas line incidents or excessive damage to property) with appropriate Safety response are listed below.**

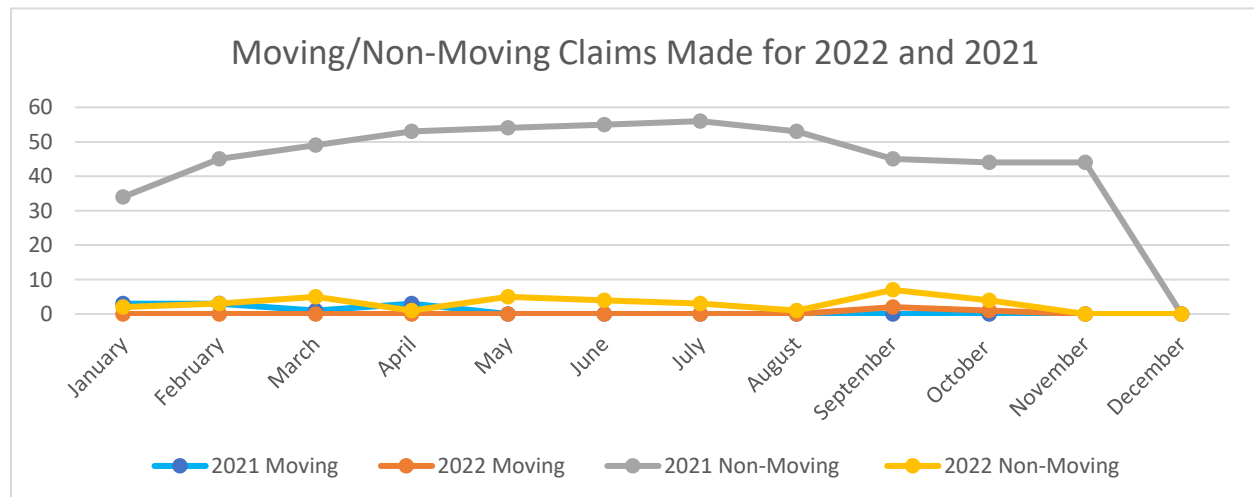
Gas line incident: claim for \$2,653.91 (Entergy); incident was found to be non-preventable.

#### External Vehicle Incident Claims:

There has been a claim made for **1** vehicle incident since last month's report. These incidents include occurrences where injury may or may not have occurred. Compared to last month's report of **2** vehicle incidents, the claims have decreased by **1** for the year total. This number reflects how many claims were received over the past month, which is not indicative of the incident date.

**All Major Incidents (Vehicle Accidents resulting in injury or excessive damage to vehicles) with appropriate Safety response are listed below.**

None.



#### Moving/Non-Moving Claims Made for 2022 and 2021

Accident Type	Year	Jan	Feb	Mar	Apr	May	Jun	Jul	Aug	Sept	Oct	Nov	Dec	Total
Moving	2022	0	0	0	0	0	0	0	0	2	1	0	0	3
Moving	2021	3	3	1	3	0	0	0	0	0	0	0	0	10
Non-Moving	2022	2	3	5	1	5	4	3	1	7	4	0	0	34
Non-Moving	2021	34	45	49	53	54	55	56	53	45	44	44	38	515

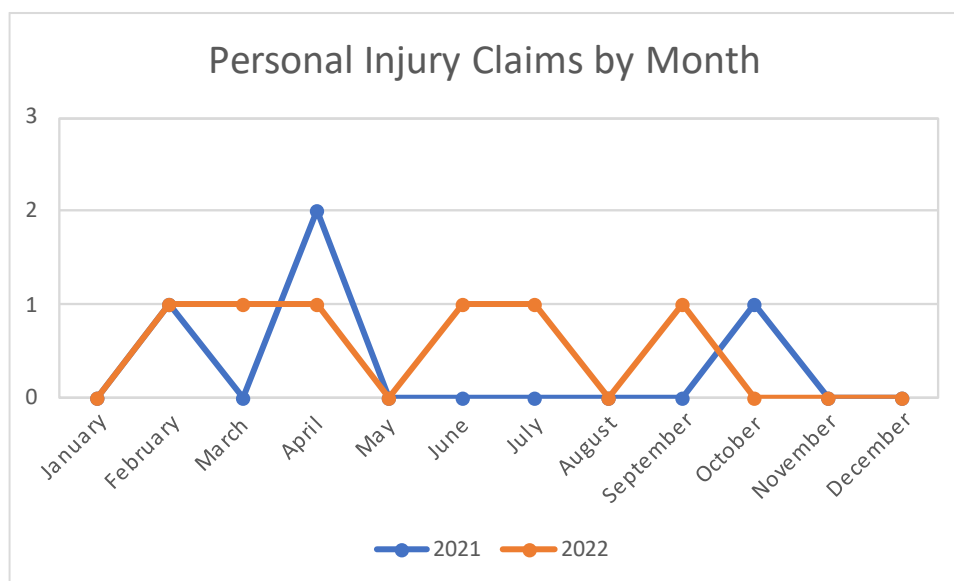


## External Personal Injury Claims

There has been report of 0 external personal injury claims since last month's report. These claims include those made by members of the public and do not include employee claims. Compared to last month's report of 1 total personal injury claim, the incidents decreased by 1, and increased by 2 for the year as compared to October 2021.

**All Major Incidents (claims of over \$5,000) are listed below:**

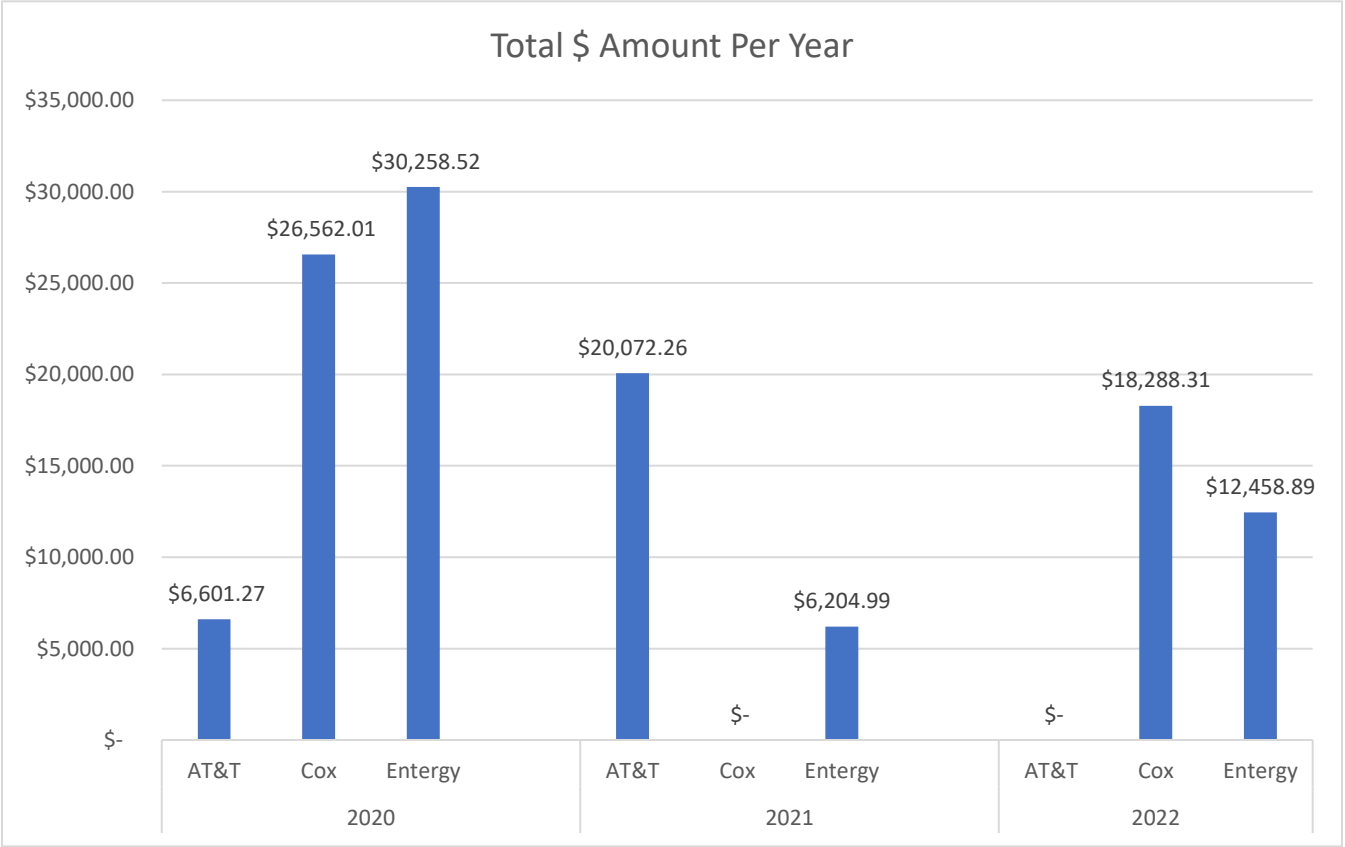
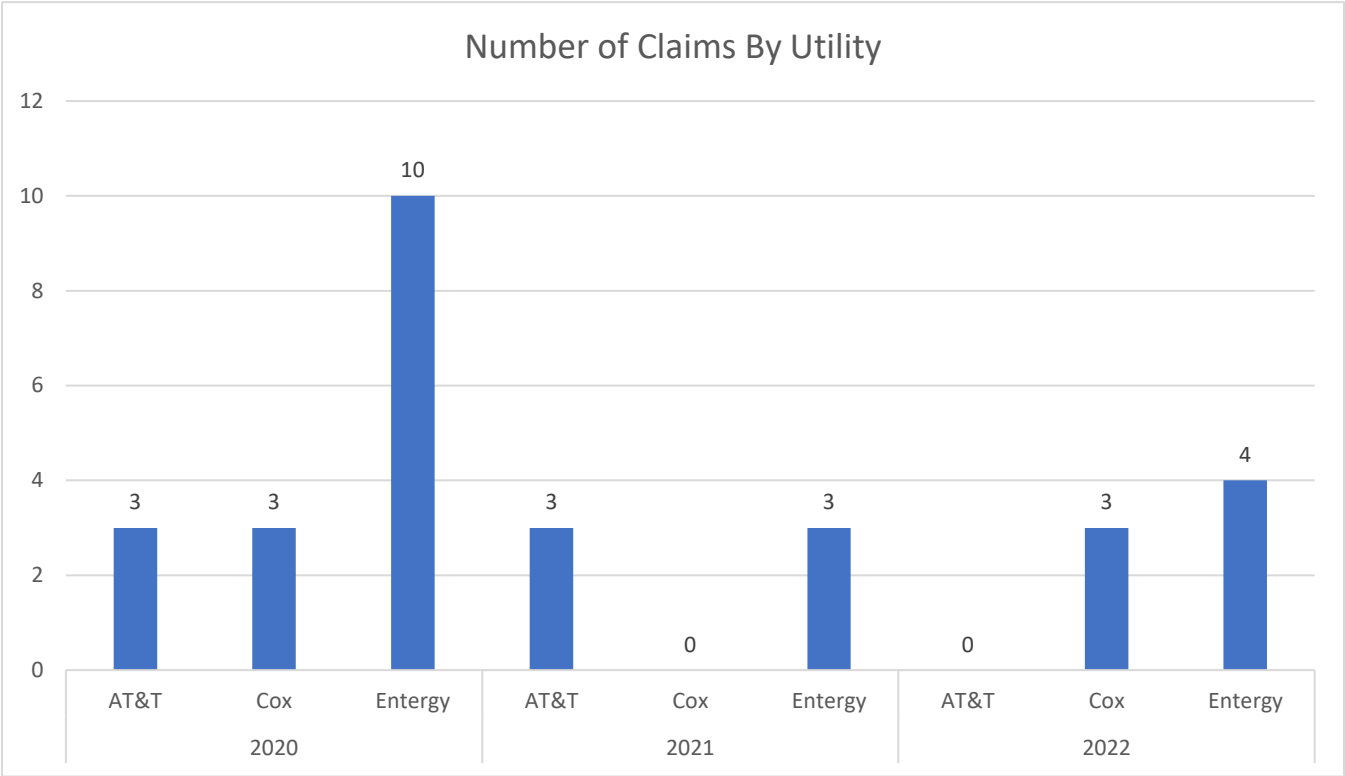
None.



### External Personal Injuries Claims: 2021 and 2022

Year	Jan	Feb	Mar	Apr	May	Jun	Jul	Aug	Sept	Oct	Nov	Dec	Total
2022	0	1	1	1	0	1	1	0	1	0	0	0	6
2021	0	1	0	2	0	0	0	0	0	1	0	0	4

# External Damage Claims by Utility



# HR Monthly Board Report

---

**October/November, 2022**

---

Recruitment & Classification

Benefits

Employee Relations

Training

HRIS

Payroll



# What's New in HR?

## Lunch and Learn W/HR

HR will host Lunch and Learn sessions every Wednesday in the months of November and December.

## SWBNO GROUP HEALTH INSURANCE

UMR beginning January, 2023.

# Our October/November Summary

## Recruitment

### New Hire/Rehire: 39

We have welcomed 39 new employees to Sewerage and Water Board of New Orleans and 0 rehires or returning employees.

Garrett Lampton	AshleyLove	Terry Simmons	Kaonta Jiles
Damien Washington	Ceara Labat	Aaron Bennett	Emonie Percy
Alex Perkins	Edwin Stewart Jr.	Brice Jiles	Andrew Keenan
Joshua Humbles	Alvin Oddo	Preslyn Adams	Hope Blanchard
Debra Isadore	Cornell Gordon	Cassandra Cyprian	Cherie French
William Shelby	Anthony Jones	Rasheeda Alonza	Robert Corum
Oliver Davis	David Brumfield	Ronell Wilson	Alvin Oddo
Deondrea Kent, Jr	Joseph King	Sheldon Catchot	Kevin Smith
Karl Simmons	Felicia Bergeron	Joseph Clark	Michael Ferrand
Cherlyn Carter	Torey Richardson	Raymond Stokes	

**NOTE: New Hire (year to November, 2022): 195**

### Promotions: 9

We have promoted 9 employees throughout the varies department of Sewerage and Water Board.

Alexis McKnight	D’Juan Boudreaux	Maria Sigur	Jalicia Slack	Daniel Avalos
Jose Garcia	Samuel Elbertson	Thomas Gorman	Charles Mallet	

**Vacancies: 322**

## **Benefits**

**Current Group Healthcare Enrollment: 51**

We currently have 51 employees enrolled in our current Group Healthcare Plan

## **Leave Management**

**Employees currently out on leave: 72**

The following is the number of employees out on leave taken during the month of October/November.

- FMLA – 8
- Military – 1
- Maternity/Paternity – 1

**Leave Donations by request: 4**

City employees can donate days of accrued sick leave and annual leave to eligible employees who are approved for a medical leave of absence. Donated leave can be for either the employee's medical leave of absence or the employee's immediate family member's illness.

## **PENSION ADMINISTRATION**

The Employees' Retirement System of the Sewerage & Water Board of New Orleans defines vested as active members who have completed five years of credited service. Members terminating employment after becoming vested, and don't withdraw their accumulated contributions, are entitled to a separation retirement allowance upon age eligibility. Employees who terminate employment after becoming vested but choose to withdraw the accumulated employee contributions will forfeit any right to a retirement allowance. Employees terminating employment prior to becoming vested will receive a refund of their accumulated employee contributions with accrued interest

## **EMPLOYEE RELATIONS**

Employee Relations provides direction and oversight for employee related matters; we are the liaison between the employer and employee. Employee Relations focuses on delivering exceptional customer service, expanding workplace communications, policy development & interpretation, performance management, disciplinary guidance and training.

## PAYROLL DEPARTMENT

The Payroll Department is an intradepartmental processing unit that runs payroll for all active employees, pensioners, and Quadro recipients.

COLA Pay distributed on October 21, 2022

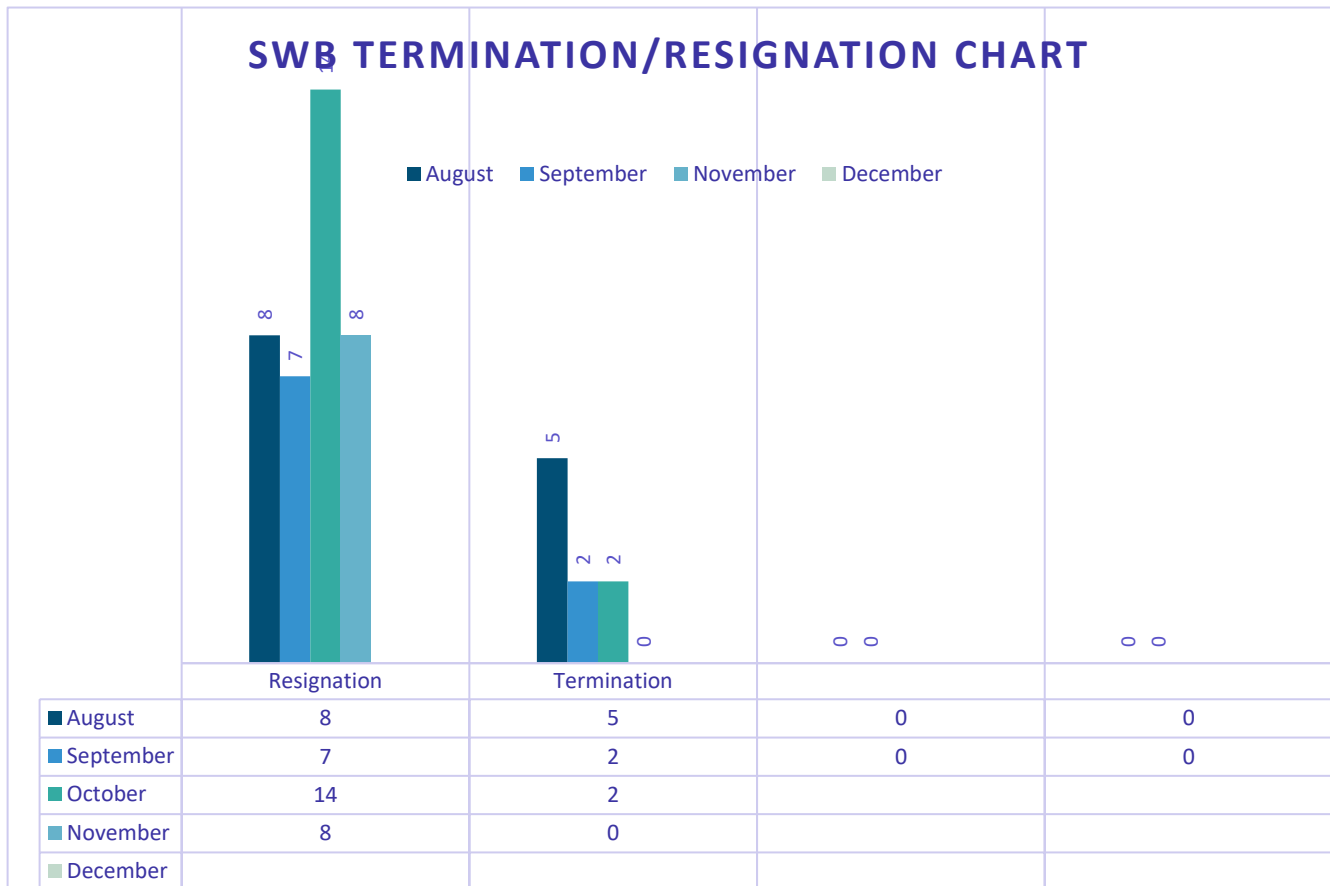
HR-Payroll unit responsibilities include:

The Payroll departments works with all departments to guarantee data is received for audits, public records requests and FEMA reimbursements.

### Resignation and Terminations: 24

Unfortunately, employee turnover is a part of business and we are not sheltered from this unpleasant experience. We have had the misfortune of losing 22 employees due to resignation and 2 employees to termination.

#### October/November



## **Upcoming HR News:**

- **Morning Brew ~ December 2<sup>nd</sup> (St. Joseph), 9<sup>th</sup> (Peoples),**
- **16<sup>th</sup> (Carrollton)**
- **5% Salary increase Effective January, 2023.**
- **Happy Holidays and Be Safe.**
- **Compensation Summary distribution December 30, 2022**

Project Delivery Unit  
October 2022 Closeout Snapshot

FEMA Public Assistance	# of Project Worksheets	FEMA Obligated	FEMA Revenue Received per LAPA	FEMA Obligation Balance	% Financially Complete	# of Projects Submitted for Closeout	OBLIGATED Value of Projects Submitted for Closeout	POTENTIAL Value of Projects Submitted to Closeout	# of Projects Officially Closed	OBLIGATED Value of Projects Officially Closed	% Submitted	% Closed	# of Projects Submitted but Not Officially Closed	OBLIGATED Value of Projects Submitted but Not Officially Closed
Hurricane Katrina - St. Joseph Headquarters	20	\$ 6,270,560.23	\$ 5,826,111.07	\$ 444,449.16	93%	19	\$ 2,236,513.15	\$ 2,236,513.15	19	\$ 2,236,513.15	95%	95%	0	\$ -
Hurricane Katrina - Central Yard	42	\$ 28,077,335.85	\$ 26,580,209.81	\$ 1,497,126.04	95%	42	\$ 28,077,335.85	\$ 27,796,562.49	33	\$ 22,609,107.77	100%	79%	9	\$ 5,468,228.08
Hurricane Katrina - Wastewater Treatment Plant	128	\$ 90,803,270.37	\$ 83,331,990.42	\$ 7,471,279.95	92%	128	\$ 90,803,270.37	\$ 89,895,237.67	121	\$ 40,127,240.69	100%	95%	7	\$ 50,676,029.68
Hurricane Katrina - Carrollton Water Plant	55	\$ 76,019,829.37	\$ 67,935,783.12	\$ 8,084,046.25	89%	54	\$ 64,304,777.65	\$ 63,661,729.87	51	\$ 13,730,451.46	98%	93%	3	\$ 50,574,326.19
Hurricane Katrina - Distribution Network	27	\$ 238,731,757.01	\$ 202,776,679.26	\$ 35,955,077.75	85%	25	\$ 114,329,681.37	\$ 113,186,384.56	19	\$ 31,133,279.60	93%	70%	6	\$ 83,196,401.77
Hurricane Katrina - Pump Stations	166	\$ 82,881,114.89	\$ 74,116,572.14	\$ 8,764,542.75	89%	165	\$ 82,547,763.83	\$ 81,722,286.19	146	\$ 60,405,333.74	99%	88%	19	\$ 22,142,430.09
Hurricane Gustav	9	\$ 667,553.90	\$ 668,689.06	\$ (1,135.16)	100%	9	\$ 667,553.90	\$ 660,878.36	8	\$ 665,778.64	100%	89%	1	\$ 1,775.26
Hurricane Isaac	8	\$ 1,366,275.11	\$ 1,090,219.63	\$ 276,055.48	80%	8	\$ 1,366,275.11	\$ 1,352,612.36	5	\$ 1,036,875.54	100%	63%	3	\$ 329,399.57
Tropical Storm Nate	2	\$ 367,501.26	\$ 367,501.26	\$ -	100%	2	\$ 367,501.26	\$ 363,826.25	2	\$ 367,501.26	100%	100%	0	\$ -
Hurricane Barry	2	\$ 947,134.10	\$ 718,305.44	\$ 228,828.66	76%	0	\$ -	\$ -	0	\$ -	0%	0%	0	\$ -
Hurricane Sally	2	\$ 18,723.43	\$ 18,526.34	\$ 197.09	99%	1	\$ 17,737.98	\$ 17,560.60	1	\$ 17,737.98	50%	50%	0	
Hurricane Zeta	7	\$ 892,098.12	\$ 168,558.37	\$ 723,539.75	19%	0		\$ -	0			0%		
Disaster Winter Storm	2	\$ 85,982.86	\$ 81,457.44	\$ 4,525.42	95%	0		\$ -						
Hurricane Ida	2	\$ 95,474.53	\$ 95,474.53	\$ -	100%	0								
Total	472	\$ 527,224,611.03	\$ 463,776,077.89	\$ 63,444,007.72	88%	453	\$ 384,718,410.47	\$ 380,893,591.50	405	\$ 172,329,819.83	96%	86%	48	\$ 212,388,590.64

FEMA Joint Infrastructure	# of Project Worksheets	FEMA Obligated	FEMA Revenue Received per LAPA	FEMA Obligation Balance	% Financially Complete	# of Projects Submitted for Closeout	OBLIGATED Value of Projects Submitted for Closeout	POTENTIAL Value of Projects Submitted to Closeout	# of Projects Officially Closed	OBLIGATED Value of Projects Officially Closed	% Submitted	% Closed	# of Projects Submitted but Not Officially Closed	OBLIGATED Value of Projects Submitted but Not Officially Closed
Hurricane Katrina - JIRR settlement	2	\$ 268,448,968.15	\$ 93,301,336.61	\$ 175,147,631.54	35%	0	\$ -	\$ -	0	\$ -	0%	0%	0	\$ -
Hurricane Katrina - JIRR Donors	53	\$ 66,851,265.38	\$ 54,628,765.62	\$ 12,222,499.76	82%	45	\$ 49,197,568.83	\$ 48,705,593.14	17	\$ 2,712,847.51	85%	32%	28	\$ 46,484,721.32
Total	55	\$ 335,300,233.53	\$ 147,930,102.23	\$ 187,370,131.30	44%	45	\$ 49,197,568.83	\$ 48,705,593.14	17	\$ 2,712,847.51	82%	31%	28	\$ 46,484,721.32

FEMA Hazard Mitigation Grant Program	# of Contracts	FEMA Obligated	FEMA Revenue Received per LAHM	FEMA Obligation Balance	% Financially Complete	# of Contracts Completed	OBLIGATED Value of Projects Submitted for Closeout	POTENTIAL Value of Projects Submitted to Closeout	# of Projects Officially Closed	OBLIGATED Value of Projects Officially Closed	% Submitted	% Closed	# of Projects Submitted but Not Officially Closed	OBLIGATED Value of Projects Submitted but Not Officially Closed
Hurricane Katrina - Retrofit of Power House	18	\$ 166,795,389.00	\$ 141,310,854.70	\$ 25,484,534.30	85%	13	\$ -	\$ -	0	\$ -	0%	0%	0	\$ -
Hurricane Katrina - Flood Mitigation of 9 SPS	9	\$ 19,987,722.00	\$ 19,299,825.10	\$ 687,896.90	97%	9	\$ -	\$ -	0	\$ -	0%	0%	0	\$ -
Hurricane Ike - Five Underpass Generators	1	\$ 988,658.00	\$ 839,129.23	\$ 149,528.77	85%	1	\$ -	\$ -	0	\$ -	100%	0%	1	\$ 985,079.09
Total	28	\$ 187,771,769.00	\$ 161,449,809.03	\$ 26,321,959.97	86%	23	\$ -	\$ -	0	\$ -	82%	0%	1	\$ 985,079.09

TOTALS as of 11.2.2022	FEMA Obligated	FEMA Revenue Received	FEMA Obligation Balance
	\$ 1,050,296,613.56	\$ 773,155,989.15	\$ 277,136,098.99



Project Delivery Unit  
November 2022 Closeout Snapshot

FEMA Public Assistance	# of Project Worksheets	FEMA Obligated	FEMA Revenue Received per LAPA	FEMA Obligation Balance	% Financially Complete	# of Projects Submitted for Closeout	OBLIGATED Value of Projects Submitted for Closeout	POTENTIAL Value of Projects Submitted to Closeout	# of Projects Officially Closed	OBLIGATED Value of Projects Officially Closed	% Submitted	% Closed	# of Projects Submitted but Not Officially Closed	OBLIGATED Value of Projects Submitted but Not Officially Closed
Hurricane Katrina - St. Joseph Headquarters	20	\$ 6,270,560.23	\$ 5,826,111.07	\$ 444,449.16	93%	19	\$ 2,236,513.15	\$ 2,236,513.15	19	\$ 2,236,513.15	95%	95%	0	\$ -
Hurricane Katrina - Central Yard	42	\$ 28,077,335.85	\$ 26,580,209.81	\$ 1,497,126.04	95%	42	\$ 28,077,335.85	\$ 27,796,562.49	36	\$ 22,617,029.03	100%	86%	6	\$ 5,460,306.82
Hurricane Katrina - Wastewater Treatment Plant	128	\$ 90,803,270.37	\$ 83,331,990.42	\$ 7,471,279.95	92%	128	\$ 90,803,270.37	\$ 89,895,237.67	121	\$ 40,127,240.69	100%	95%	7	\$ 50,676,029.68
Hurricane Katrina - Carrollton Water Plant	55	\$ 76,019,829.37	\$ 67,935,783.12	\$ 8,084,046.25	89%	54	\$ 64,304,777.65	\$ 63,661,729.87	51	\$ 13,730,451.46	98%	93%	3	\$ 50,574,326.19
Hurricane Katrina - Distribution Network	27	\$ 239,181,475.99	\$ 203,041,158.74	\$ 36,140,317.25	85%	25	\$ 114,329,681.37	\$ 113,186,384.56	19	\$ 31,133,279.60	93%	70%	6	\$ 83,196,401.77
Hurricane Katrina - Pump Stations	166	\$ 82,881,114.89	\$ 74,116,572.14	\$ 8,764,542.75	89%	165	\$ 82,547,763.83	\$ 81,722,286.19	147	\$ 60,493,619.77	99%	89%	18	\$ 22,054,144.06
Hurricane Gustav	9	\$ 667,553.90	\$ 668,689.06	\$ (1,135.16)	100%	9	\$ 667,553.90	\$ 660,878.36	8	\$ 665,778.64	100%	89%	1	\$ 1,775.26
Hurricane Isaac	8	\$ 1,366,275.11	\$ 1,090,219.63	\$ 276,055.48	80%	8	\$ 1,366,275.11	\$ 1,352,612.36	5	\$ 1,036,875.54	100%	63%	3	\$ 329,399.57
Tropical Storm Nate	2	\$ 367,501.26	\$ 367,501.26	\$ -	100%	2	\$ 367,501.26	\$ 363,826.25	2	\$ 367,501.26	100%	100%	0	\$ -
Hurricane Barry	2	\$ 947,134.10	\$ 718,305.44	\$ 228,828.66	76%	0	\$ -	\$ -	0	\$ -	0%	0%	0	\$ -
Hurricane Sally	2	\$ 18,723.43	\$ 18,526.34	\$ 197.09	99%	1	\$ 17,737.98	\$ 17,560.60	1	\$ 17,737.98	50%	50%	0	
Hurricane Zeta	7	\$ 892,098.12	\$ 168,558.37	\$ 723,539.75	19%	0		\$ -	0			0%		
Disaster Winter Storm	2	\$ 85,982.86	\$ 81,457.44	\$ 4,525.42	95%	0		\$ -						
LA COVID-19	2	\$ 2,082,285.25												
Hurricane Ida	2	\$ 4,917,698.78	\$ 95,474.53	\$ 4,822,224.25	2%	0								
Total	474	\$ 534,578,839.51	\$ 464,040,557.37	\$ 63,629,247.22	87%	453	\$ 384,718,410.47	\$ 380,893,591.50	409	\$ 172,426,027.12	96%	86%	44	\$ 212,292,383.35

FEMA Joint Infrastructure	# of Project Worksheets	FEMA Obligated	FEMA Revenue Received per LAPA	FEMA Obligation Balance	% Financially Complete	# of Projects Submitted for Closeout	OBLIGATED Value of Projects Submitted for Closeout	POTENTIAL Value of Projects Submitted to Closeout	# of Projects Officially Closed	OBLIGATED Value of Projects Officially Closed	% Submitted	% Closed	# of Projects Submitted but Not Officially Closed	OBLIGATED Value of Projects Submitted but Not Officially Closed
Hurricane Katrina - JIRR settlement	2	\$ 268,448,968.15	\$ 94,439,414.39	\$ 174,009,553.76	35%	0	\$ -	\$ -	0	\$ -	0%	0%	0	\$ -
Hurricane Katrina - JIRR Donors	53	\$ 66,851,265.38	\$ 54,628,765.62	\$ 12,222,499.76	82%	46	\$ 49,572,536.17	\$ 49,076,810.81	24	\$ 4,309,002.13	87%	45%	22	\$ 45,263,534.04
Total	55	\$ 335,300,233.53	\$ 149,068,180.01	\$ 186,232,053.52	44%	46	\$ 49,572,536.17	\$ 49,076,810.81	24	\$ 4,309,002.13	84%	44%	22	\$ 45,263,534.04

FEMA Hazard Mitigation Grant Program	# of Contracts	FEMA Obligated	FEMA Revenue Received per LAHM	FEMA Obligation Balance	% Financially Complete	# of Contracts Completed	OBLIGATED Value of Projects Submitted for Closeout	POTENTIAL Value of Projects Submitted to Closeout	# of Projects Officially Closed	OBLIGATED Value of Projects Officially Closed	% Submitted	% Closed	# of Projects Submitted but Not Officially Closed	OBLIGATED Value of Projects Submitted but Not Officially Closed
Hurricane Katrina - Retrofit of Power House	18	\$ 166,795,389.00	\$ 141,310,854.70	\$ 25,484,534.30	85%	13	\$ -	\$ -	0	\$ -	0%	0%	0	\$ -
Hurricane Katrina - Flood Mitigation of 9 SPS	9	\$ 19,987,722.00	\$ 19,987,722.00	\$ -	100%	9	\$ -	\$ -	0	\$ -	0%	0%	0	\$ -
Hurricane Ike - Five Underpass Generators	1	\$ 988,658.00	\$ 839,129.23	\$ 149,528.77	85%	1	\$ -	\$ -	0	\$ -	100%	0%	1	\$ 985,079.09
Total	28	\$ 187,771,769.00	\$ 162,137,705.93	\$ 25,634,063.07	86%	23	\$ -	\$ -	0	\$ -	82%	0%	1	\$ 985,079.09

TOTALS as of 12.01.2022	FEMA Obligated	FEMA Revenue Received	FEMA Obligation Balance
	\$ 1,057,650,842.04	\$ 775,246,443.31	\$ 275,495,363.81



# SEWERAGE AND WATER BOARD

## Inter-Office Memorandum

---

**Date:** December 6, 2022

**To:** Tanyell Allen,  
Board Relations

**Through:** Ghassan Korban,  
SWBNO Executive Director

**From:** Cashanna K Moses  
Procurement Department

**Re:** Executive Director's Approval of Contracts of \$1,000,000.00 or less  
**October 2022 to November 2022**

**Trux Air Conditioning, Inc.**  
**P.O. Box 1227, Mandeville, LA 70470**

- Maintenance of Air Conditioning and Heating
- Contract Type: Renewal
- Effective Date: May 11, 2022
- Signed: October 4, 2022
- Term: 3 Years
- Extension: Final Renewal
- Compensation: \$32,000.00
- DBE Goals: 0%

**The Hawthorne Agency**  
**818 Howard Avenue, Suite 300, New Orleans, LA 70113**

- Management and Coordination of SELA Claims Process
- Contract Type: New
- Effective Date: October 12, 2022
- Signed: October 12, 2022
- Term: 1 Year
- Extension: 1 Year Renewal
- Compensation: \$50,000.00
- DBE 0%

**Compressed Air Systems**  
**P.O. Box 1165, Youngsville, LA 70592**

- Air Compressor and Dryer Equipment Service
- Contract Type: New
- Effective Date: March 1, 2022
- Signed: October 13, 2022
- Term: One (1) Year
- Renewal Options: N/A
- Compensation: \$ 21,000.00
- DBE Goals: 0%

**Healthy Community Resources and Advocacy, Inc. and Ospey Initiative, LLC**  
**1855 Duels St., New Orleans, LA 70119/651 Olive Avenue, Fairhope, AL 36532**

- Trust Building and Environmental Support Initiative
- Contract Type: CEA

- Effective Date: October 12, 2022
- Initial term: 1 year
- Renewal options: Optional
- Compensation: \$0.00
- DBE Goals 0%

**DiGiovanni Construction Co., LLC**

**251 Garden Road, River Ridge, LA 70123**

- Repair and Replace Roof at France Road Pumping Station
- Contract Type: New
- Effective Date: October 13, 2022
- Signed: October 12, 2022
- Term: 60 days
- Renewal Options: none
- Compensation: \$6,820.00
- DBE Goals 0%

**DiGiovanni Construction Co., LLC**

**251 Garden Road, River Ridge, LA 70123**

- Drainage Pumping Station No. 3 Masonry and Fence Repairs
- Contract Type: New
- Effective Date: October 21, 2022
- Term: 45 days
- Renewal Options: none
- Compensation: \$14,955.00
- DBE Goals 0%

**Itron, Inc.**

**2111 North Molter Road, Liberty Lake, WA 99019**

- Handheld Mobile Computers, Including Maintenance, Repair and Technical Support
- Contract Type: Renewal
- Effective Date: April 15, 2021
- Signed: October 20, 2022
- Term: 1 year
- Renewal Options: Two (1) year renewals (Renewal 1)
- Compensation: \$176,594.00
- DBE Goals 0%

**The New Orleans Community Support Foundation**

**919 St. Charles Avenue, New Orleans, LA 70130**

- Research and Analyze Various Workforce Model Options
- Contract Type: CEA
- Effective Date: October 12, 2022
- Signed: October 25, 2022
- Term: 1 year
- Renewal Options: 3 months
- Compensation: \$0.00
- DBE Goals 0%

**GreenPoint Engineering**

**701 Loyola Avenue, Suite 801, New Orleans, LA 70113**

- Engineering Consultant Services Necessary for Redesign of Valve Vault
- Contract Type: New
- Effective Date: October 25, 2022
- Signed: October 25, 2022
- Term: 1 year

- Renewal Options: 1 year renewal
- Compensation: \$8,500.00
- DBE Goals 0%

**The Kullman Firm**

**1100 Poydras Street, New Orleans, LA 70163**

- Pension Taxation Matters
- Contract Type: New
- Effective Date: October 25, 2022
- Signed: October 25, 2022
- Term: 1 year
- Renewal Options: Two (1) year renewal
- Compensation: \$15,000.00
- DBE Goals 0%

**Southern Earth Sciences, Inc.**

**P.O. Box 19172, New Orleans, LA 70179**

- Construction Material Testing and Observation Services South Shore Sewer Rehabilitation No. 6
- Contract Type: New
- Effective Date: October 25, 2022
- Signed: October 27, 2022
- Term: 1 year
- Renewal Options: Two (1) year renewals
- Compensation: \$50,000.00
- DBE Goals 36%

**Loumis Air, LLC**

**3310 Pontchartrain Drive, Slidell, LA 70458**

- Fresh Air Louver & Electrical Damper Replacement
- Contract Type: New
- Effective Date: October 27, 2022
- Signed: October 26, 2022
- Term: ?
- Renewal Options: ?
- Compensation: \$12,900.00
- DBE Goals 0%

**Deborah Wilson**

**808 Moss Street, New Orleans, LA 70119**

- Fresh Air Louver & Electrical Damper Replacement
- Contract Type: New
- Effective Date: August 30, 2019
- Signed: November 4, 2022
- Term: 1 year
- Renewal Options: Up to 5 years (Renewal 1)
- Compensation: \$75,000.00
- DBE Goals 0%

**Concordia, L.L.C.**

**1610 Oretha Castle Haley Blvd., Suite C, New Orleans, LA 70113**

- Fresh Air Louver & Electrical Damper Replacement
- Contract Type: New
- Effective Date: November 1, 2022
- Signed: November 7, 2022
- Term: 3 months
- Renewal Options: Two (3 Month) Renewals

- Compensation: \$15,000.00
- DBE Goals 5%

**McKenna Narcisse, LLC**

**3201 General Degaulle Drive, Suite 201, New Orleans, LA 70114**

- Debt Collections
- Contract Type: New
- Effective Date: November 4, 2022
- Signed: November 4, 2022
- Term: 1 years
- Renewal Options: Two (1) year renewals
- Compensation: \$50,000.00
- DBE Goals 0%

**Raftelis Financial Consultants Inc.**

**227 W. Trade Street, Suite 1400, Charlotte, NC 28202**

- Executive Search Firm Service
- Contract Type: New
- Effective Date: November 16, 2022
- Signed: November 16, 2022
- Term: 1 year
- Renewal Options: Five (1) year renewals
- Compensation: \$200,000.00
- DBE Goals 0%

**Professional Service Industries, Inc. (PSI)**

**724 Central Avenue, Jefferson, LA 70121**

- Construction Material Testing and Observation Services Mid-City Basin Sewer Rehabilitation No. 2
- Contract Type: New
- Effective Date: November 2, 2022
- Signed: November 2, 2022
- Term: 1 year
- Renewal Options: Two (1) year renewals
- Compensation: \$277,510.00
- DBE Goals 36%

**Hammerman & Gainer, Inc.**

**724 Central Avenue, Jefferson, LA 70121**

- ?
- Contract Type: Renewal
- Effective Date: May 11, 2017
- Signed: November 18, 2022
- Term: 1 year
- Renewal Options: Five (1) year renewals (Final Renewal)
- Compensation: ?
- DBE Goals: ?



# SEWERAGE AND WATER BOARD

## Inter-Office Memorandum

**Date:** December 6, 2022

**To:** Ghassan Korban, Executive Director

**From:** Irma Plummer, EDBP Director



**Re:** EDBP Department Summary – October and November 2022

### SLDBE CERTIFICATION ACTIVITY

Applications received (October 2022)		Application received (November 2022)	
New	1	New	4
Recertification	4	Recertification	1
Applications processed		Applications processed	
New	5	New	2
Recertifications	20	Recertifications	16
Applications approved	4	Applications approved	2
Applications denied	1	Applications denied	0
Applications renewed	18	Applications renewed	16
Applications decertified	2	Applications decertified	0

### ANALYSES CONDUCTED BY EDBP

For the months of October and November 2022, EDBP received one Goods and Services contract to review.

### Req #YW18-0014 – Hoses and Accessories

On Tuesday, October 25, 2022, one (1) bid was received for subject contract. The bid total was as follows:

**Atlas Hose & Gasket Co., LLC**

**\$201,810.46**

Five percent (5%) DBE participation was requested on this contract.

- The sole bidder **Atlas Hose & Gasket Co., LLC**, submitted Fulcrum Enterprises, (eligible certified SLDBE) to perform Logistics coordination and delivery of gasket products and hose assemblies to SWBNO Central Yard - \$10,090.52 – 5.00%. Signed correspondence from DBE on company letterhead reaffirming negotiated terms was provided.

Based upon analysis of DBE participation, the Economically Disadvantaged Business Program recommends that the DBE participation submitted by **Atlas Hose & Gasket Co., LLC** be considered as responsive to meeting EDBP bid requirements.

For the months of October and November 2022, EDBP received one Professional Services proposals to review.

**REQUEST FOR PROPOSAL: EXECUTIVE SEARCH FIRM SERVICES - #2022-SWB-41**

On October 12 2022 two (2) proposals were evaluated for the subject project. The respondents are as follows:

<b>Rafetelis</b>	<b>85.40 pts.</b>
<b>Pearson Partners International</b>	<b>80.80 pts.</b>

The highest evaluated score was received from **Rafetelis** with a total average score of 85.40 pts.

A ten percent (10%) DBE participation goal was requested on subject proposal.

**Rafetelis** submitted Human Capital Services, LLC (not-eligible, not SLDBE certified) to perform recruitment support services. No correspondence was received from Human Capital Services, LLC on company letterhead affirming its intent to perform as a DBE subcontractor for this project.

*Total participation: 10%*

**Pearson Partners International** submitted Risch Results (not-eligible, not SLDBE certified) to provide research and candidate development services. Unsigned correspondence, not on company letterhead was received from Risch Results affirming intent to perform as a DBE subcontractor for this project.

*Total participation: 20%*

Based on the analysis of the DBE participation submitted, the Economically Disadvantaged Business Program recommends the DBE participation submitted by **Rafetelis** and **Pearson Partners International** be considered non-responsive to meeting EDBP proposal requirements. Both proposals received zero points for DBE participation.

For the months of October and November 2022, EDBP received one Construction contract to review.

**CONTRACT #30233 – CARROLLTON BASIN SEWER REHABILITATION #4**

On Wednesday, November 9, 2022, five (5) bids were received for subject contract. The bid totals are as follows:

<b>Hard Rock Construction, LLC</b>	<b>\$16,838,519</b>
<b>Impetus Infrastructure, LLC</b>	<b>\$16,926,217</b>
<b>Boh Bros. Construction Co., LLC</b>	<b>\$17,184,637</b>
<b>Fleming Construction Co.</b>	<b>\$17,390,847</b>
<b>BLD Services, LLC</b>	<b>\$17,692,558</b>

Thirty-six percent (36%) DBE participation was established for this project.

The apparent lowest bidder, **Hard Rock Construction, LLC** submitted the following subcontractors:

Blue Flash Sewer Service, Inc. (eligible, certified SLDBE) – Clean and video sewer lines  
\$322,425 – 1.91%

B.E.F. Construction, LLC (eligible, certified SLDBE) – Removal of pavement, Sidewalk, Driveway, Handicapped Ramps, Base Course Roadway Pavement  
\$293,880 – 1.75%

EFT Diversified, Inc (eligible, certified SLDBE) – Sewer & Water System Repairs and Associated Pavement Work  
\$2,689,930 – 15.97%

Mitchell Contracting, Inc. (eligible, certified LA-UCP) – CIPP of Sewer Lines  
\$2,757,426 – 16.38%

Total Participation: \$6,063,661 — 36.01%  
Correspondence from each DBE on company letterhead reaffirming negotiated terms was provided.

The apparent second lowest bidder, **Impetus Infrastructure, LLC** submitted the following subcontractors:

Advantage Manhole & Concrete Services, Inc. (eligible, certified SLDBE) – Manhole coating & repair  
\$70,000 – 0.41%

Blue Flash Sewer Service, Inc. (eligible, certified SLDBE) – Miscellaneous waste management services  
\$900,000 – 5.32%

C&M Construction Group, Inc.. (eligible, certified SLDBE) – Milling, Asphalt pavement, Concrete pavement  
\$2,300,000 – 15.12%

TNT Construction Group. LLC (eligible, certified LaUCP) – Saw Cutting  
\$150,000 – 0.89%

The Three C's Properties, Inc. (eligible certified LaUCP) – Trucking, Supply of Aggregates, Bedding materials, and Base Course  
\$1,500,000 – 8.86%

Total Participation: \$5,180,000.00 — 30.60%  
Signed correspondence from each DBE on company letterhead reaffirming negotiated terms was provided. Bid proposal does not meet the established 36% DBE participation goal. **Impetus Infrastructure, LLC** provided evidence of Good Faith Effort, however, did not submit a notarized affidavit as required.



Based upon analysis of DBE participation, the Economically Disadvantaged Business Program recommends that the DBE participation submitted by **Hard Rock Construction, LLC** be considered as responsive and **Impetus Infrastructure, LLC.**, be considered as non-responsive in meeting EDBP bid requirements.

### **STAFF CONTRACT REVIEW COMMITTEE RECOMMENDATIONS**

The Staff Contract Review Committee convened on the following Thursdays – October 13, 2022 and November 29, 2022 and made the following recommendations:

***October 13, 2022***

#### **OPEN MARKET CONTRACTS**

##### **1. Request for Furnishing Lime to the Carrollton Water Plant – CM230001**

Budget Amount:	\$ 1,200,000
Renewal Option(s):	None
Recommended DBE Goal:	0%
Justification:	Does not lend itself to DBE participation

##### **2. Request for Furnishing Limestone**

Budget Amount:	\$ 800,000
Renewal Option(s):	Initial one (1) year with two (2) one-year renewals
Recommended DBE Goal:	30%
Justification:	

##### **3. Request for Furnishing Valve Insertion System & Training**

Budget Amount:	\$ 320,000
Renewal Option(s):	None
Recommended DBE Goal:	0%
Justification:	Does not lend itself to DBE participation

##### **4. Request for RFP for Furnishing Legal Services for Pension and related matters**

Budget Amount:	\$ 50,000
Renewal Option(s):	Initial term of one (1) year with two (2) one-year renewal options
Recommended DBE Goal:	0%
Justification	Does not lend itself to DBE participation

***intentionally left blank***

***November 29, 2022***

**OPEN MARKET CONTRACTS**

**1. Request for Furnishing Liquid Ferric Sulfate to the Algiers and Carrollton Water Plants – CM230001 and AL230002**

Budget Amount:	\$ 2,694,000
Renewal Option(s):	None
Recommended DBE Goal:	0%
Justification:	Does not lend itself to DBE participation

**2. Request for Furnishing Liquid Sodium Hypochlorite to the Algiers and Carrollton Water Plants – CM230002 and AL230001**

Budget Amount:	\$ 4,200,000
Renewal Option(s):	None
Recommended DBE Goal:	0%
Justification:	Does not lend itself to DBE participation

**3. Request for Furnishing Medium Voltage Cable**

Budget Amount:	\$ 16,000,000
Renewal Option(s):	None
Recommended DBE Goal:	10%
Justification:	

**RENEWALS**

**4. Request for Furnishing Backflow Prevention and Cross-Connection Control Management**

Budget Amount:	\$ 1,833,000
Renewal Option(s):	Initial term of one (1) year with three (3) one-year renewal options. This is the 2 <sup>nd</sup> renewal.
Recommended DBE Goal:	10%
Justification	

**5. Request for RFP for Environmental Consulting Services for Title V Air Permit Compliance for SWBNO Power Plant at Carrollton Water Purification Plant**

Budget Amount:	\$ 64,942
Renewal Option(s):	Initial term of one (1) year with five (5) one-year renewal options. This is the 3 <sup>rd</sup> renewal.
Recommended DBE Goal:	0%
Justification	Does not lend itself to DBE participation

### **CONSTRUCTION REVIEW COMMITTEE RECOMMENDATIONS**

The Construction Review Committee convened on October 20, 2022, but did not convene during the month of November, 2022.

*October 20, 2022*

#### **OPEN MARKET CONTRACTS**

##### **1. Contract 1447 Carrollton Water Plant Boiler House Fan Modifications**

Budget Amount:	\$515,000.00
Recommended DBE Goal:	25%
Renewal Option(s):	N/A

##### **2. Contract TM0011 Repair and Replacement of Transmission Mains along S. Claiborne - Louisiana Ave to Third St.**

Budget Amount:	\$10,035,980.00
Recommended DBE Goal:	30%
Renewal Option(s):	N/A

#### **.CONSTRUCTION RENEWAL CONTRACTS with DBE PARTICIPATION**

For the months of October and November 2022, there were no renewal construction contracts with DBE participation to report.

#### **FINAL ACCEPTANCE CONTRACTS with DBE PARTICIPATION**

##### **Contract #1403 – Demolition of Abandoned C-7 & C-8 Basins, and Other Site Improvements at the Carrollton Water Treatment Plant**

DBE Goal:	36.00%
DBE Participation Achieved:	44.59%
Prime Contractor:	Cycle Construction Company, LLC
Closeout Date:	November 2022

EDBP accepts the DBE participation and recommends approval for Final Acceptance

##### **Sewerage & Water Board of New Orleans Contracts with DBE Participation January – November 2022**

See attached spreadsheet of contracts awarded through November 2022.

**Sewerage & Water Board New Orleans Awarded Projects with DBE Participation January 2022 - November 2022**

<b>Category</b>	<b>Category Dollar Amount</b>	<b>SLDBE Dollar Value</b>
<b>Goods &amp; Services Projects</b>	<b>\$ -</b>	<b>\$ -</b>
<b>Professional Services Projects</b>	<b>\$ -</b>	<b>\$ -</b>
<b>Construction Projects</b>	<b>\$ 97,728,424</b>	<b>\$ 27,664,640</b>
<b>Grand Total</b>	<b>\$ 97,728,424</b>	<b>\$ 27,664,640</b>

**Sewerage & Water Board of New Orleans Open Market Bids with DBE Participation January 2022 - November 2022**

### Goods & Services Projects

<b>Contract No./Description</b>	<b>%DBE Goal</b>	<b>Contract \$</b>	<b>Prime</b>	<b>Sub(s)</b>	<b>% DBE Part (Prime)</b>	<b>\$ Sub Award</b>	<b>Award date</b>
<b>Total Goods &amp; Services Projects</b>							
		<b>\$0.00</b>			<b>0%</b>	<b>\$0.00</b>	

**Sewerage & Water Board of New Orleans Open Market Bids with DBE Participation January 2022 - November 2022**

**Professional Services Projects**

<b>Contract No./Description</b>	<b>%DBE Goal</b>	<b>Contract \$</b>	<b>Prime</b>	<b>Sub(s)</b>	<b>% DBE Part (Prime)</b>	<b>\$ Sub Award</b>	<b>Award date</b>
---------------------------------	----------------------	--------------------	--------------	---------------	-------------------------------	---------------------	-------------------

**Total Professional Services  
Projects**

**\$0.00**

**\$0.00**

**Sewerage & Water Board of New Orleans Open Market Bids with DBE Participation January 2022 - November 2022**

**Construction Projects**

Contract No./Description	%DBE Goal	Contract \$	Prime	Sub(s)	% DBE Part (Prime)	\$ Sub Award	Award date
<b>Cont #1376;</b> High Lift Pump Room and Panola Pump Station Improvements	25%	\$ 20,130,000.00	M.R. Pittman Group, LLC	The Beta Group Engineering and Construction Services, LLC	0.45%	\$ 90,000.00	1/19/2022
				Choice Supply Solutions, LLC	12.05%	\$ 2,424,864.75	
				Landrieu Concrete and Cement Industries	0.25%	\$ 50,000.00	
				Industry Junction, Inc.	2.68%	\$ 540,000.00	
				Chester Electric, LLC	9.83%	\$ 1,977,806.00	
				<b>Total</b>	<b>25.25%</b>	<b>\$ 5,082,670.75</b>	
<b>Cont #2156;</b> Transmission Main Replacement 005	30%	\$ 9,738,689.00	BLD Services, LLC	C&M Construction Group, Inc.	14.77%	\$ 1,438,803.00	1/19/2022
				Choice Supply Solutions, LLC	14.46%	\$ 1,408,000.00	
				Advantage Manhole & Concrete Services	0.82%	\$ 79,750.00	
				<b>Total</b>	<b>30.05%</b>	<b>\$ 2,926,553.00</b>	

Contract No./Description	%DBE Goal	Contract \$	Prime	Sub(s)	% DBE Part (Prime)	\$ Sub Award	Award date
<b>Cont #1407; Structural and Filter Rehabilitation in the Area of Sycamore Filter Gallery Filters 11,12,14, &amp;16 (17 alternate)</b>	20%	\$ 2,446,288.00	Industrial & Mechanical Contractors, Inc.	Gridline Services, LLC	27.60%	\$ 675,100.00	1/19/2022
<b>Cont #2158; Water Main Point Repairs, Water Service Connection, Water Valve and Fire Hydrant Replacement</b>	36%	\$ 4,894,445.00	Wallace C. Drennan, Inc.	C&M Construction Group, Inc.	8.17%	\$ 400,000.00	2/16/2022
				Choice Supply Solutions, LLC	26.56%	\$ 1,300,000.00	
				Cooper Contracting Group, LLC	1.02%	\$ 50,000.00	
				Prince Dump Truck Services, LLC	1.23%	\$ 60,000.00	
				<b>Total</b>	<b>36.98%</b>	<b>\$ 1,810,000.00</b>	
<b>Cont #30228; Mid-City Basin #2 Sewer Rehabilitation (Rebid)</b>	36%	\$ 18,500,669.00	Fleming Construction Co., LLC	Advantage Manhole & Concrete Services	29.10%	\$ 5,384,145.00	2/16/2022
				DC Trucking & Equipment Service, LLC	6.15%	\$ 1,136,950.00	
				Industry Junction, Inc.	2.51%	\$ 465,058.12	
				<b>Total</b>	<b>37.76%</b>	<b>\$ 6,986,153.12</b>	
<b>Cont #2159; Water Main Point Repairs, Water Service Connection, Water</b>		\$ 1,095,075.00	Boh Bros. Construction Co., LLC	Industry Junction, Inc.	32.27%	\$ 353,350.00	2/16/2022



Contract No./Description	%DBE Goal	Contract \$	Prime	Sub(s)	% DBE Part (Prime)		\$ Sub Award	Award date
Valve and Fire Hydrant Replacement	36%			Prince Dump Truck Services, LLC	4.43%	\$ 48,500.00		
				<b>Total</b>	<b>36.70%</b>		<b>\$ 401,850.00</b>	
<b>Cont #8166;</b> Repaving Open Cuts in Driveways and Sidewalks Resulting from the Repair to Sewerage and Water Board of New Orleans Underground Utilities	36%	\$ 1,247,050.00	Wallace C. Drennan, Inc.	C&M Construction Group, Inc.	37.05%		\$ 462,000.00	2/16/2022
<b>Cont #30244;</b> Cleaning and CCTV Inspection of Sanitary Sewer Mains at Scattered Sites within Orleans Parish	36%	\$ 641,498.00	Compliance EnviroSystems	Blue Flash Sewer Service, Inc.	36.24%		\$ 232,489.00	2/16/2022
<b>Cont #30245;</b> Mid-City Basin #3 Sewer Rehabilitation	36%	\$ 10,812,281.00	Palmisano Construction, LLC	ACA Construction, LLC	1.55%	\$ 167,590.36		4/20/2022
				Advantage Manhole & Concrete Services, Inc.	0.90%	\$ 97,310.53		
				Blue Flash Sewer Services, Inc.	6.00%	\$ 648,736.86		
				C&M Construction Group, Inc.	8.70%	\$ 940,668.45		
				TNT Construction Group, LLC	1.60%	\$ 172,996.50		
				The Three C's Properties, Inc.	14.60%	\$ 1,578,593.03		
				Contractor's Source, Inc.	0.30%	\$ 32,436.84		
				Dillon Brothers	0.72%	\$ 77,848.42		

Contract No./Description	%DBE Goal	Contract \$	Prime	Sub(s)	% DBE Part (Prime)		\$ Sub Award	Award date
				EFT Diversified	1.98%	\$	214,083.16	
				<b>Total</b>	<b>36.35%</b>		<b>\$ 3,930,264.15</b>	
<b>Cont #2155; TM003; Claiborne Transmission Main</b>	15%	\$ 24,446,146.00	BLD Services, LLC	C&M Construction Group, Inc.	3.09%	\$	756,010.00	8/17/2022
				Choice Supply Solutions, LLC	12.44%	\$	3,040,000.00	
				<b>Total</b>	<b>15.53%</b>		<b>\$ 3,796,010.00</b>	
<b>Cont #30236; Carrollton Basin Sewer Rehabilitation #6</b>	36%	\$ 3,776,283.00	BLD Services, LLC	C&M Construction Group, Inc.	16.61%	\$	627,300.00	9/21/2022
				Choice Supply Solutions, LLC	2.05%	\$	77,500.00	
				Advantage Manhole & Concrete Services, Inc.	14.74%	\$	556,750.00	
				Prince Dump Truck Service, LLC	2.65%	\$	100,000.00	
				<b>Total</b>	<b>36.06%</b>		<b>\$ 1,361,550.00</b>	
<b>Total Construction Projects</b>		\$ 97,728,424.00			<b>28.31%</b>		<b>\$27,664,640.02</b>	